



# **GPA Month End Report**

**WWCO-Pool Investments (170758)**

**[07-01-2020]--[07-31-2020]**

**07/01/2020 - 07/31/2020**

Dated: 10/21/2020

Locked Down



---

## Table of Contents

---

Dated: 10/21/2020

<a href="#"><u>GPA Summary Dashboard (WWCO-Pool Investments (170758))</u></a>	1
<a href="#"><u>GPA Strategic Multiple Accounts (WWCO-Pool Investments (170758))</u></a>	2
<a href="#"><u>GPA Earnings Dashboard (WWCO-Pool Investments (170758))</u></a>	3
<a href="#"><u>GPA Earned Income Pivot (WWCO-Pool Investments (170758))</u></a>	6
<a href="#"><u>GPA Maturity Sectors (WWCO-Pool Investments (170758))</u></a>	7
<a href="#"><u>GPA Credit Event (WWCO-Pool Investments (170758))</u></a>	10
<a href="#"><u>GPA Holdings Report by Type (WWCO-Pool Investments (170758))</u></a>	11
<a href="#"><u>GPA Transaction Report (1) (WWCO-Pool Investments (170758))</u></a>	14
<a href="#"><u>GPA Cash Flow Report (WWCO-Pool Investments (170758))</u></a>	15



# GPA Summary Dashboard

07/01/2020 - 07/31/2020

# WWCO-Pool Investments (170758)

Dated: 10/21/2020

[Return to Table of Contents](#)

Cash and Fixed Income Summary		Risk and Return Metrics		Index Comparison Market Sector			
Asset Class	Ending Market Value + Accrued		Portfolio	Market Sector	Portfolio	Index	Difference
Cash	-3,540,000.00	GPA Book Yield	1.565	Government	16.506%	100.000%	-83.494%
Fixed Income	65,465,154.67	GPA Effective Duration	1.685	Agency	55.256%	0.000%	55.256%
		Years to Maturity	3.160	Municipal	33.955%	0.000%	33.955%
		WAL	1.451	Cash	-5.717%	0.000%	-5.717%
		Convexity	-1.668				
		Rating	AA+				
<b>Total</b>	<b>61,925,154.67</b>						
Footnotes: 1,2,3		Footnote: 3		Footnotes: 4,5			

## Security Type Exposure

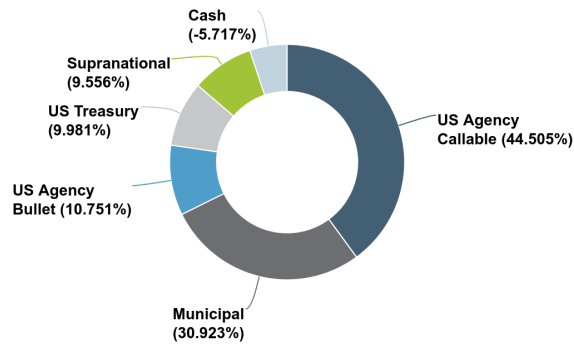
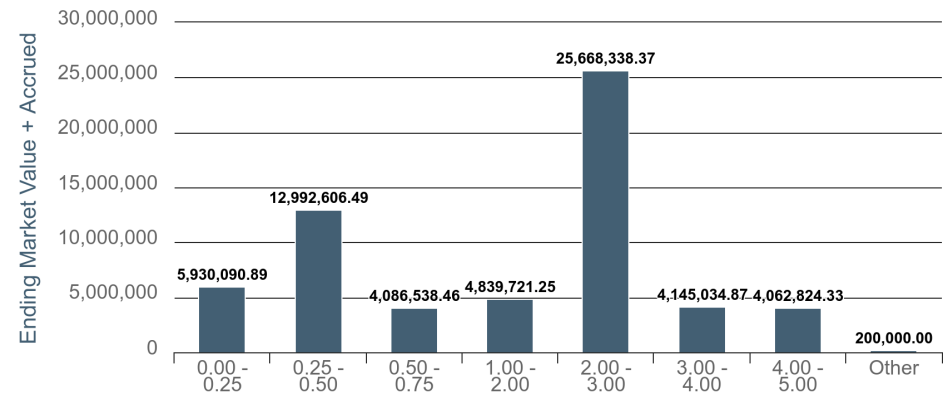


Chart calculated by: Ending Market Value + Accrued

## Duration Groupings



Index: ICE BofA 0-3 Year US Treasury Index.

1: \* Grouped by: Asset Class. 2: \* Groups Sorted by: 3: \* Weighted by: Ending Market Value + Accrued. 4: \* Grouped by: Market Sector. 5: \* Weighted by: Ending Base Market Value + Accrued.



# GPA Strategic Multiple Accounts

07/01/2020 - 07/31/2020


# WWCO-Pool Investments (170758)

Dated: 10/21/2020

[Return to Table of Contents](#)

Strategic Components	WWCO-Pool Investments	Grand Total
Original Units	59,915,000.00	59,915,000.00
Market Value	61,608,439.00	61,608,439.00
Book Value	60,860,425.42	60,860,425.42
Net Unrealized Gain/Loss	748,013.58	748,013.58
Book Yield	1.564	1.564
Effective Duration	1.688	1.688
Years to Maturity	3.164	3.164
% of Market Value	100.0%	100.0%

## Duration Exposure



1: \* Weighted by: Market Value. 2: \* Pivoted by: Account.



# GPA Earnings Dashboard

07/01/2020 - 07/31/2020

# WWCO-Pool Investments (170758)

Dated: 10/21/2020

[Return to Table of Contents](#)

Accrual Earnings Summary			Interest Earned Summary		
	WWCO-Pool Investments	Grand Total		WWCO-Pool Investments	Grand Total
Interest Earned	105,516.84	105,516.84	Beginning Accrued	262,599.94	262,599.94
Realized Gains/Losses	0.00	0.00	Coupon Income	51,401.11	51,401.11
Net Amortization/Accretion Income	-26,771.90	-26,771.90	Purchased Accrued	0.00	0.00
Earned Income	78,744.94	78,744.94	Sold Accrued	0.00	0.00
Custody Bank Fees	0.00	0.00	Ending Accrued	316,715.67	316,715.67
Management Fees	0.00	0.00	Interest Earned	105,516.84	105,516.84
Clearwater Fee	---	---			
Income After Fee	78,744.94	78,744.94			
GPA Book Yield	1.565	1.565			

Footnotes: 1,2,3

Fair Market Value Report			Performance GPA Performance Report	
	WWCO-Pool Investments	Grand Total		
Interest Income	105,516.84	105,516.84		
Change In Net Unrealized Gain/Loss	35,283.70	35,283.70		
Amortization/Accretion Income	-26,771.90	-26,771.90		
Net Realized Gain/Loss	0.00	0.00		
Fair Market Earned Income	114,028.64	114,028.64		

Period	Total Return	Book Return	Assigned Index Return	Assigned Excess Total Return
Month to Date	0.177%	0.097%		
Quarter to Date	0.177%	0.097%		
Year to Date	2.040%	1.225%	2.432%	-0.393%
Trailing Year	3.600%			

Footnotes: 1,2,5



# GPA Earnings Dashboard

07/01/2020 - 07/31/2020

[Return to Table of Contents](#)

# WWCO-Pool Investments (170758)

Dated: 10/21/2020

Accrual Activity Summary			Fair Market Activity Summary		
	<i>WWCO-Pool Investments</i>	<i>Grand Total</i>		<i>WWCO-Pool Investments</i>	<i>Grand Total</i>
Beginning Book Value	63,975,693.37	63,975,693.37	Beginning Market Value	64,688,423.25	64,688,423.25
Purchases	4,451,503.95	4,451,503.95	Purchases	4,451,503.95	4,451,503.95
Maturities/Sales/Calls	-4,000,000.00	-4,000,000.00	Maturities/Sales/Calls	-4,000,000.00	-4,000,000.00
Net Amortization/Accretion Income	-26,771.90	-26,771.90	Net Realized Gain/Loss	0.00	0.00
Net Realized Gain/Loss	0.00	0.00	Amortization/Accretion Income	-26,771.90	-26,771.90
Change In Cash, Payables, Receivables	-3,540,000.00	-3,540,000.00	Change In Net Unrealized Gain/Loss	35,283.70	35,283.70
Ending Book Value	60,860,425.42	60,860,425.42	Change In Net Cash Receivable/Payable	-3,540,000.00	-3,540,000.00
			Ending Market Value	61,608,439.00	61,608,439.00

Footnotes: 1,2,6

Reconciliation Status		Compliance Overview	
Status	Reconciled	Status	Compliant
Last Reconciled For	10/20/2020	As of	07/31/2020

Index: ICE BofA 0-3 Year US Treasury Index.

1: \* Weighted by: Ending Market Value + Accrued. 2: \* Pivoted by: Account. 3: \* Formula Column: Earned Income = [Net Amortization/Accretion Income]+[Interest Earned]+[Realized Gains/Losses]. 4: \* Formula Column: Coupon Income = [Coupons Paid]-[Beginning Cash Coupon Receivable]+[Ending Cash Coupon Receivable]. 5: \* Formula Column: Fair Market Earned Income = [Interest Income]+[Change In Net Unrealized Gain/Loss]+[Amortization/Accretion Income]+[Net Realized Gain/Loss]. 6: \* Formula Column: Maturities/Sales/Calls =



---

# GPA Earnings Dashboard

07/01/2020 - 07/31/2020

WWCO-Pool Investments (170758)

Dated: 10/21/2020

---

[Return to Table of Contents](#)

[Maturities and Redemptions]+[Sales].



# GPA Earned Income Pivot

07/01/2020 - 07/31/2020

# WWCO-Pool Investments (170758)

Dated: 10/21/2020

[Return to Table of Contents](#)

	<i>WWCO-Pool Investments</i>	<i>Grand Total</i>
ACCRUAL EARNINGS SUMMARY	0	0
Beginning Accrued	262,599.94	262,599.94
Purchased Accrued	0.00	0.00
Sold Accrued	0.00	0.00
Coupon Income	51,401.11	51,401.11
Beginning Coupon Receivable	0.00	0.00
Ending Coupon Receivable	0.00	0.00
Dividend Income	0.00	0.00
Ending Accrued	316,715.67	316,715.67
Interest Earned	105,516.84	105,516.84
Net Amortization/Accretion Income	-26,771.90	-26,771.90
Net Realized Gain/Loss	0.00	0.00
Earned Income with Gains	78,744.94	78,744.94

\* Weighted by: Ending Market Value + Accrued. \* Pivoted by: Account. \* Holdings Displayed by: Lot.





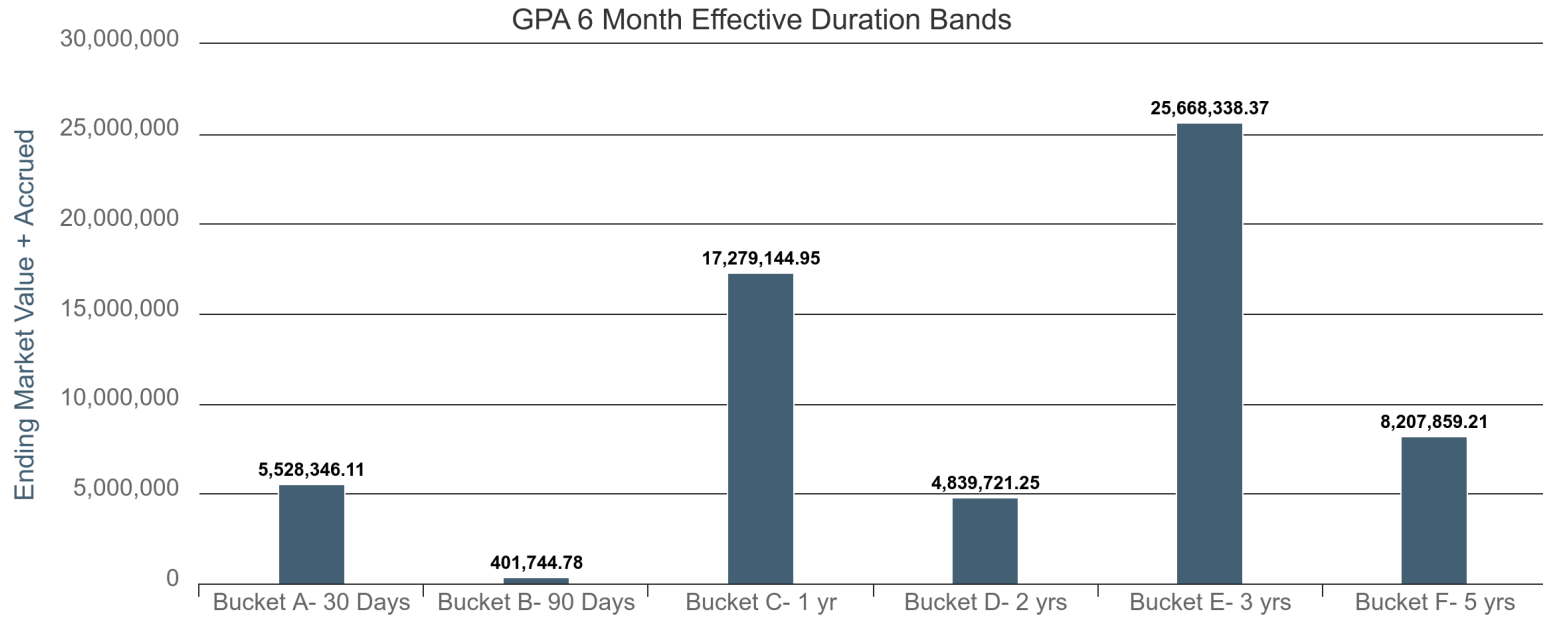
# GPA Maturity Sectors

As of 07/31/2020

# WWCO-Pool Investments (170758)

Dated: 10/21/2020

[Return to Table of Contents](#)



## Bucket A- 30 Days

Account	Identifier	Description	Ending Current Units	Currency	Final Maturity	Security Type	Ending Market Price	Ending Yield	Duration	Convexity	Ending Market Value + Accrued
WWCO-Pool Investments	CCYUSD	Payable	-3,540,000.00	USD	07/31/2020	CASH	1.0000	0.000	0.000	0.000	-3,540,000.00
WWCO-Pool Investments	45905US54	INTERNATIONAL BANK FOR RECONSTRUCTION AND DEVELOPM	2,000,000.00	USD	08/05/2020	SUPRANATIONAL	100.0110	1.231	0.011	0.000	2,022,073.33
WWCO-Pool Investments	3134GVRM2	FEDERAL HOME LOAN MORTGAGE CORP	1,000,000.00	USD	05/06/2025	AGCY BOND	100.0060	0.467	0.014	0.000	1,002,185.00
WWCO-Pool Investments	3134GUQT0	FEDERAL HOME LOAN MORTGAGE CORP	2,000,000.00	USD	11/18/2024	AGCY BOND	100.0690	0.536	0.027	-0.089	2,009,491.11
WWCO-Pool Investments	3133EKC61	FEDERAL FARM CREDIT BANKS FUNDING CORP	2,000,000.00	USD	08/20/2024	AGCY BOND	100.0880	0.428	0.030	-0.099	2,020,543.33
WWCO-Pool Investments	3134GVEB0	FEDERAL HOME LOAN MORTGAGE CORP	2,000,000.00	USD	02/27/2025	AGCY BOND	100.0610	0.651	0.068	-0.244	2,014,053.33
<b>WWCO-Pool Investments</b>	<b>---</b>	<b>---</b>	<b>5,460,000.00</b>	<b>USD</b>	<b>03/01/2026</b>	<b>---</b>	<b>163.4779</b>	<b>1.124</b>	<b>0.052</b>	<b>-0.157</b>	<b>5,528,346.11</b>

## Bucket B- 90 Days

Account	Identifier	Description	Ending Current Units	Currency	Final Maturity	Security Type	Ending Market Price	Ending Yield	Duration	Convexity	Ending Market Value + Accrued
WWCO-Pool Investments	3133ELVV3	FEDERAL FARM CREDIT BANKS FUNDING CORP	400,000.00	USD	04/08/2022	AGCY BOND	100.1380	0.208	0.104	-0.347	401,744.78
<b>WWCO-Pool Investments</b>	<b>3133ELVV3</b>	<b>FEDERAL FARM CREDIT BANKS FUNDING CORP</b>	<b>400,000.00</b>	<b>USD</b>	<b>04/08/2022</b>	<b>AGCY BOND</b>	<b>100.1380</b>	<b>0.208</b>	<b>0.104</b>	<b>-0.347</b>	<b>401,744.78</b>



# GPA Maturity Sectors

As of 07/31/2020

# WWCO-Pool Investments (170758)

Dated: 10/21/2020

[Return to Table of Contents](#)

## Bucket C- 1 yr

Account	Identifier	Description	Ending Current Units	Currency	Final Maturity	Security Type	Ending Market Price	Ending Yield	Duration	Convexity	Ending Market Value + Accrued
WWCO-Pool Investments	45905UQ80	INTERNATIONAL BANK FOR RECONSTRUCTION AND DEVELOPM	2,000,000.00	USD	11/09/2020	SUPRANATIONAL	100.4780	0.192	0.272	0.001	2,018,443.33
WWCO-Pool Investments	3130AJ4Q9	FEDERAL HOME LOAN BANKS	2,000,000.00	USD	02/12/2025	AGCY BOND	100.6610	0.550	0.293	-0.947	2,030,120.00
WWCO-Pool Investments	3130AJ4Q9	FEDERAL HOME LOAN BANKS	2,000,000.00	USD	02/12/2025	AGCY BOND	100.6610	0.550	0.293	-0.947	2,030,120.00
WWCO-Pool Investments	3134GBX56	FEDERAL HOME LOAN MORTGAGE CORP	2,000,000.00	USD	11/24/2020	AGCY BOND	100.6500	0.177	0.314	0.002	2,021,375.00
WWCO-Pool Investments	3133EHW58	FEDERAL FARM CREDIT BANKS FUNDING CORP	2,000,000.00	USD	11/27/2020	AGCY BOND	100.5660	0.142	0.322	0.002	2,018,075.56
WWCO-Pool Investments	886100UG9	THURSTON CNTY WASH	855,000.00	USD	12/01/2020	MUNI	101.1120	0.652	0.333	0.002	870,207.60
WWCO-Pool Investments	3134GVXH6	FEDERAL HOME LOAN MORTGAGE CORP	2,000,000.00	USD	05/28/2025	AGCY BOND	100.0470	0.804	0.493	-1.942	2,004,265.00
WWCO-Pool Investments	9128283X6	UNITED STATES TREASURY	4,000,000.00	USD	02/15/2021	US GOV	101.1250	0.169	0.535	0.006	4,086,538.46
WWCO-Pool Investments	515182EE9	LANE CMNTY COLLEGE ORE	200,000.00	USD	06/15/2021	MUNI	100.0000	0.363	0.837	0.011	200,000.00
<b>WWCO-Pool Investments</b>	<b>---</b>	<b>---</b>	<b>17,055,000.00</b>	<b>USD</b>	<b>06/21/2022</b>	<b>---</b>	<b>100.6808</b>	<b>0.359</b>	<b>0.385</b>	<b>-0.446</b>	<b>17,279,144.95</b>

## Bucket D- 2 yrs

Account	Identifier	Description	Ending Current Units	Currency	Final Maturity	Security Type	Ending Market Price	Ending Yield	Duration	Convexity	Ending Market Value + Accrued
WWCO-Pool Investments	3130AABG2	FEDERAL HOME LOAN BANKS	2,500,000.00	USD	11/29/2021	AGCY BOND	102.3030	0.138	1.313	0.024	2,565,647.92
WWCO-Pool Investments	3132X0PX3	FEDERAL AGRICULTURAL MORTGAGE CORP	2,000,000.00	USD	02/23/2022	AGCY BOND	102.7820	0.312	1.528	0.031	2,074,073.33
WWCO-Pool Investments	515182EF6	LANE CMNTY COLLEGE ORE	200,000.00	USD	06/15/2022	MUNI	100.0000	0.523	1.828	0.043	200,000.00
<b>WWCO-Pool Investments</b>	<b>---</b>	<b>---</b>	<b>4,700,000.00</b>	<b>USD</b>	<b>01/13/2022</b>	<b>---</b>	<b>102.4131</b>	<b>0.229</b>	<b>1.427</b>	<b>0.028</b>	<b>4,839,721.25</b>

## Bucket E- 3 yrs

Account	Identifier	Description	Ending Current Units	Currency	Final Maturity	Security Type	Ending Market Price	Ending Yield	Duration	Convexity	Ending Market Value + Accrued
WWCO-Pool Investments	3134GVRK6	FEDERAL HOME LOAN MORTGAGE CORP	2,000,000.00	USD	05/05/2025	AGCY BOND	100.0300	0.708	2.034	-7.887	2,004,541.67
WWCO-Pool Investments	3134GVVW5	FEDERAL HOME LOAN MORTGAGE CORP	2,000,000.00	USD	05/19/2025	AGCY BOND	100.0330	0.709	2.078	-8.017	2,003,940.00
WWCO-Pool Investments	13063CHA1	CALIFORNIA ST	2,000,000.00	USD	11/01/2022	MUNI	110.9560	0.122	2.137	0.058	2,244,120.00
WWCO-Pool Investments	882830AR3	TEXAS TRANSN COMMN	2,000,000.00	USD	10/01/2022	MUNI	100.1030	0.287	2.147	0.057	2,002,060.00
WWCO-Pool Investments	3136G4WB5	FEDERAL NATIONAL MORTGAGE ASSOCIATION	2,000,000.00	USD	06/09/2025	AGCY BOND	100.0240	0.731	2.159	-8.176	2,002,791.11
WWCO-Pool Investments	3134GVLCO	FEDERAL HOME LOAN MORTGAGE CORP	2,000,000.00	USD	04/21/2025	AGCY BOND	100.0830	0.584	2.209	-8.243	2,005,548.89
WWCO-Pool Investments	720577XP5	PIERCE CNTY WASH SCH DIST NO 401 PENINSULA	500,000.00	USD	12/01/2022	MUNI	111.0880	0.232	2.212	0.062	561,412.22
WWCO-Pool Investments	13063CJR2	CALIFORNIA ST	2,000,000.00	USD	12/01/2022	MUNI	111.3600	0.123	2.221	0.062	2,243,866.67
WWCO-Pool Investments	720611YM8	PIERCE CNTY WASH SCH DIST NO 403 BETHEL	750,000.00	USD	12/01/2022	MUNI	108.8430	0.199	2.239	0.063	821,655.83
WWCO-Pool Investments	3133ELK37	FEDERAL FARM CREDIT BANKS FUNDING CORP	2,000,000.00	USD	06/16/2025	AGCY BOND	100.0940	0.672	2.262	-8.119	2,003,830.00
WWCO-Pool Investments	91523NMU7	UNIVERSITY WASH UNIV REVS IAM COML PAPER NTS 3/A2	500,000.00	USD	12/01/2022	MUNI	104.8390	0.377	2.271	0.064	526,246.67
WWCO-Pool Investments	912828M80	UNITED STATES TREASURY	2,000,000.00	USD	11/30/2022	US GOV	104.3710	0.123	2.284	0.064	2,094,195.96
WWCO-Pool Investments	3133ELH80	FEDERAL FARM CREDIT BANKS FUNDING CORP	2,000,000.00	USD	06/10/2025	AGCY BOND	100.1610	0.593	2.523	-8.008	2,005,146.67
WWCO-Pool Investments	736688LG5	PORTLAND ORE CMNTY COLLEGE DIST	600,000.00	USD	06/01/2023	MUNI	107.9880	0.650	2.704	0.089	651,428.00
WWCO-Pool Investments	93974EHJ8	WASHINGTON ST	1,000,000.00	USD	07/01/2023	MUNI	114.0930	0.155	2.751	0.092	1,145,096.67
WWCO-Pool Investments	68609TVK1	OREGON ST	100,000.00	USD	06/01/2023	MUNI	100.2880	0.552	2.802	0.093	100,368.06
WWCO-Pool Investments	515182EG4	LANE CMNTY COLLEGE ORE	250,000.00	USD	06/15/2023	MUNI	100.0000	0.638	2.809	0.093	250,000.00



# GPA Maturity Sectors

As of 07/31/2020

# WWCO-Pool Investments (170758)

Dated: 10/21/2020

[Return to Table of Contents](#)

Account	Identifier	Description	Ending Current Units	Currency	Final Maturity	Security Type	Ending Market Price	Ending Yield	Duration	Convexity	Ending Market Value + Accrued
WWCO-Pool Investments	938429V46	WASHINGTON CNTY ORE SCH DIST NO 48J BEAVERTON	1,000,000.00	USD	06/15/2023	MUNI	100.1600	0.513	2.844	0.095	1,002,089.97
<b>WWCO-Pool Investments</b>	<b>---</b>	<b>---</b>	<b>24,700,000.00</b>	<b>USD</b>	<b>02/15/2024</b>	<b>---</b>	<b>103.8124</b>	<b>0.437</b>	<b>2.278</b>	<b>-3.747</b>	<b>25,668,338.37</b>

## Bucket F- 5 yrs

Account	Identifier	Description	Ending Current Units	Currency	Final Maturity	Security Type	Ending Market Price	Ending Yield	Duration	Convexity	Ending Market Value + Accrued
WWCO-Pool Investments	720577XQ3	PIERCE CNTY WASH SCH DIST NO 401 PENINSULA	250,000.00	USD	12/01/2023	MUNI	115.7230	0.260	3.095	0.116	292,293.61
WWCO-Pool Investments	495260L82	KING CNTY WASH SCH DIST NO 414 LAKE WASHINGTON	1,655,000.00	USD	12/01/2023	MUNI	112.7330	0.168	3.145	0.118	1,877,316.15
WWCO-Pool Investments	515182EH2	LANE CMNTY COLLEGE ORE	390,000.00	USD	06/15/2024	MUNI	100.0000	0.781	3.775	0.162	390,000.00
WWCO-Pool Investments	938429V53	WASHINGTON CNTY ORE SCH DIST NO 48J BEAVERTON	1,000,000.00	USD	06/15/2024	MUNI	100.2630	0.693	3.808	0.165	1,003,286.17
WWCO-Pool Investments	9397203G1	WASHINGTON ST CTFS PARTN	575,000.00	USD	07/01/2024	MUNI	101.2110	0.785	3.829	0.167	582,138.94
WWCO-Pool Investments	495260L90	KING CNTY WASH SCH DIST NO 414 LAKE WASHINGTON	1,900,000.00	USD	12/01/2024	MUNI	116.2730	0.224	4.021	0.190	2,222,487.00
WWCO-Pool Investments	515182EJ8	LANE CMNTY COLLEGE ORE	500,000.00	USD	06/15/2025	MUNI	100.0000	0.851	4.731	0.250	500,000.00
WWCO-Pool Investments	938429V61	WASHINGTON CNTY ORE SCH DIST NO 48J BEAVERTON	1,000,000.00	USD	06/15/2025	MUNI	100.3700	0.834	4.754	0.253	1,004,485.33
WWCO-Pool Investments	9397203H9	WASHINGTON ST CTFS PARTN	330,000.00	USD	07/01/2025	MUNI	101.7400	0.838	4.769	0.255	335,852.00
<b>WWCO-Pool Investments</b>	<b>---</b>	<b>---</b>	<b>7,600,000.00</b>	<b>USD</b>	<b>08/31/2024</b>	<b>MUNI</b>	<b>108.1131</b>	<b>0.474</b>	<b>3.900</b>	<b>0.179</b>	<b>8,207,859.21</b>

## Summary

Account	Identifier	Description	Ending Current Units	Currency	Final Maturity	Security Type	Ending Market Price	Ending Yield	Duration	Convexity	Ending Market Value + Accrued
<b>WWCO-Pool Investments</b>	<b>---</b>	<b>---</b>	<b>59,915,000.00</b>	<b>USD</b>	<b>09/28/2023</b>	<b>---</b>	<b>108.7020</b>	<b>0.464</b>	<b>1.685</b>	<b>-1.668</b>	<b>61,925,154.67</b>

\* Grouped by: GPA Effective Duration Bands. \* Groups Sorted by: GPA Effective Duration Bands. \* Weighted by: Ending Market Value + Accrued.



# GPA Credit Event

Base Currency: USD 07/01/2020 - 07/31/2020

[Return to Table of Contents](#)

# WWCO-Pool Investments (170758)

Dated: 10/21/2020

<i>Account</i>	<i>Identifier</i>	<i>Description</i>	<i>Effective Date</i>	<i>Agency</i>	<i>Old Value</i>	<i>New Value</i>	<i>Event Type</i>
WWCO-Pool Investments	3136G4WB5	FEDERAL NATIONAL MORTGAGE ASSOCIATION	07/07/2020	Moody's	Off	Stable	Outlook Changed



# GPA Holdings Report by Type

As of 07/31/2020

[Return to Table of Contents](#)

# WWCO-Pool Investments (170758)

Dated: 10/21/2020

## Cash

Cusip, Settle Date	Par Value	Security	Coupon Rate	Final Maturity, Next Call Date	Market Value, Accrued Balance	Market Value + Accrued	Net Unrealized Gain/Loss	% of Portfolio	Book Yield	Effective Duration
CCYUSD ---	-3,540,000.00	Payable	0.000	07/31/2020 ---	-3,540,000.00 0.00	-3,540,000.00	0.00	-5.717%	0.000	0.000
<b>CCYUSD ---</b>	<b>-3,540,000.00</b>	<b>Payable</b>	<b>0.000</b>	<b>07/31/2020 ---</b>	<b>-3,540,000.00 0.00</b>	<b>-3,540,000.00</b>	<b>0.00</b>	<b>-5.717%</b>	<b>0.000</b>	<b>0.000</b>

## Municipal

Cusip, Settle Date	Par Value	Security	Coupon Rate	Final Maturity, Next Call Date	Market Value, Accrued Balance	Market Value + Accrued	Net Unrealized Gain/Loss	% of Portfolio	Book Yield	Effective Duration
13063CJR2 04/30/2020	2,000,000.00	CALIFORNIA ST	5.000	12/01/2022 ---	2,227,200.00 16,666.67	2,243,866.67	55,682.03	3.624%	1.250	2.221
91523NMU7 09/25/2017	500,000.00	UNIVERSITY WASH UNIV REVS IAM COML PAPER NTS 3/A2	2.462	12/01/2022 ---	524,195.00 2,051.67	526,246.67	22,272.15	0.850%	2.286	2.271
736688LG5 04/17/2020	600,000.00	PORTLAND ORE CMNTY COLLEGE DIST	3.500	06/01/2023 ---	647,928.00 3,500.00	651,428.00	6,214.26	1.052%	1.000	2.704
886100UG9 08/23/2018	855,000.00	THURSTON CNTY WASH	4.000	12/01/2020 ---	864,507.60 5,700.00	870,207.60	6,377.04	1.405%	2.857	0.333
720577XQ3 05/05/2020	250,000.00	PIERCE CNTY WASH SCH DIST NO 401 PENINSULA	5.000	12/01/2023 ---	289,307.50 2,986.11	292,293.61	6,665.32	0.472%	1.000	3.095
720577XP5 05/05/2020	500,000.00	PIERCE CNTY WASH SCH DIST NO 401 PENINSULA	5.000	12/01/2022 ---	555,440.00 5,972.22	561,412.22	9,282.45	0.907%	0.980	2.212
93974EHJ8 04/29/2020	1,000,000.00	WASHINGTON ST	5.000	07/01/2023 ---	1,140,930.00 4,166.67	1,145,096.67	27,390.73	1.849%	1.031	2.751
13063CHA1 04/30/2020	2,000,000.00	CALIFORNIA ST	5.000	11/01/2022 ---	2,219,120.00 25,000.00	2,244,120.00	53,624.00	3.624%	1.250	2.137
495260L90 05/28/2020	1,900,000.00	KING CNTY WASH SCH DIST NO 414 LAKE WASHINGTON	4.000	12/01/2024 ---	2,209,187.00 13,300.00	2,222,487.00	94,103.60	3.589%	1.300	4.021
720611YM8 05/27/2020	750,000.00	PIERCE CNTY WASH SCH DIST NO 403 BETHEL	4.000	12/01/2022 ---	816,322.50 5,333.33	821,655.83	14,130.54	1.327%	0.970	2.239
68609TVK1 06/17/2020	100,000.00	OREGON ST	0.655	06/01/2023 ---	100,288.00 80.06	100,368.06	288.00	0.162%	0.655	2.802
938429V46 06/30/2020	1,000,000.00	WASHINGTON CNTY ORE SCH DIST NO 48J BEAVERTON	0.569	06/15/2023 ---	1,001,600.00 489.97	1,002,089.97	1,600.00	1.618%	0.569	2.844
938429V53 06/30/2020	1,000,000.00	WASHINGTON CNTY ORE SCH DIST NO 48J BEAVERTON	0.762	06/15/2024 ---	1,002,630.00 656.17	1,003,286.17	2,630.00	1.620%	0.762	3.808
938429V61 06/30/2020	1,000,000.00	WASHINGTON CNTY ORE SCH DIST NO 48J BEAVERTON	0.912	06/15/2025 ---	1,003,700.00 785.33	1,004,485.33	3,700.00	1.622%	0.912	4.754
9397203H9 07/21/2020	330,000.00	WASHINGTON ST CTFS PARTN	1.200	07/01/2025 ---	335,742.00 110.00	335,852.00	3,695.34	0.542%	1.070	4.769
9397203G1 07/21/2020	575,000.00	WASHINGTON ST CTFS PARTN	1.100	07/01/2024 ---	581,963.25 175.69	582,138.94	2,552.43	0.940%	0.900	3.829
882830AR3 08/05/2020	2,000,000.00	TEXAS TRANSN COMMN	0.335	10/01/2022 ---	2,002,060.00 0.00	2,002,060.00	2,060.00	3.233%	0.335	2.147
515182EJ8 08/13/2020	500,000.00	LANE CMNTY COLLEGE ORE	0.851	06/15/2025 ---	500,000.00 0.00	500,000.00	0.00	0.807%	0.851	4.731
515182EH2 08/13/2020	390,000.00	LANE CMNTY COLLEGE ORE	0.781	06/15/2024 ---	390,000.00 0.00	390,000.00	0.00	0.630%	0.781	3.775
515182EG4 08/13/2020	250,000.00	LANE CMNTY COLLEGE ORE	0.638	06/15/2023 ---	250,000.00 0.00	250,000.00	0.00	0.404%	0.638	2.809
515182EF6 08/13/2020	200,000.00	LANE CMNTY COLLEGE ORE	0.523	06/15/2022 ---	200,000.00 0.00	200,000.00	0.00	0.323%	0.523	1.828
515182EE9 08/13/2020	200,000.00	LANE CMNTY COLLEGE ORE	0.363	06/15/2021 ---	200,000.00 0.00	200,000.00	0.00	0.323%	0.363	0.837
<b>---</b>	<b>17,900,000.00</b>	<b>---</b>	<b>2.964</b>	<b>07/09/2023 ---</b>	<b>19,062,120.85 86,973.89</b>	<b>19,149,094.74</b>	<b>312,267.89</b>	<b>30.923%</b>	<b>1.076</b>	<b>2.821</b>



# GPA Holdings Report by Type

As of 07/31/2020

[Return to Table of Contents](#)

# WWCO-Pool Investments (170758)

Dated: 10/21/2020

## Supranational

Cusip, Settle Date	Par Value	Security	Coupon Rate	Final Maturity, Next Call Date	Market Value, Accrued Balance	Market Value + Accrued	Net Unrealized Gain/Loss	% of Portfolio	Book Yield	Effective Duration
45905UQ80 05/17/2018	2,000,000.00	INTERNATIONAL BANK FOR RECONSTRUCTION AND DEVELOPM	1.950	11/09/2020 ---	2,009,560.00 8,883.33	2,018,443.33	14,140.57	3.259%	2.824	0.272
45905US54 05/07/2018	2,000,000.00	INTERNATIONAL BANK FOR RECONSTRUCTION AND DEVELOPM	2.235	08/05/2020 ---	2,000,220.00 21,853.33	2,022,073.33	314.15	3.265%	2.681	0.011
495260L82 05/28/2020	1,655,000.00	KING CNTY WASH SCH DIST NO 414 LAKE WASHINGTON	4.000	12/01/2023 ---	1,865,731.15 11,585.00	1,877,316.15	60,048.09	3.032%	1.200	3.145
---	<b>5,655,000.00</b>	---	<b>2.698</b>	<b>09/27/2021</b> ---	<b>5,875,511.15</b> <b>42,321.67</b>	<b>5,917,832.82</b>	<b>74,502.81</b>	<b>9.556%</b>	<b>2.260</b>	<b>1.094</b>

## US Agency Bullet

Cusip, Settle Date	Par Value	Security	Coupon Rate	Final Maturity, Next Call Date	Market Value, Accrued Balance	Market Value + Accrued	Net Unrealized Gain/Loss	% of Portfolio	Book Yield	Effective Duration
3130AABG2 04/18/2019	2,500,000.00	FEDERAL HOME LOAN BANKS	1.875	11/29/2021 ---	2,557,575.00 8,072.92	2,565,647.92	74,219.90	4.143%	2.396	1.313
3133EHW58 11/27/2017	2,000,000.00	FEDERAL FARM CREDIT BANKS FUNDING CORP	1.900	11/27/2020 ---	2,011,320.00 6,755.56	2,018,075.56	11,298.45	3.259%	1.897	0.322
3132XOPX3 02/23/2017	2,000,000.00	FEDERAL AGRICULTURAL MORTGAGE CORP	2.100	02/23/2022 ---	2,055,640.00 18,433.33	2,074,073.33	54,544.93	3.349%	2.063	1.528
---	<b>6,500,000.00</b>	---	<b>1.953</b>	<b>09/06/2021</b> ---	<b>6,624,535.00</b> <b>33,261.81</b>	<b>6,657,796.81</b>	<b>140,063.27</b>	<b>10.751%</b>	<b>2.141</b>	<b>1.080</b>

## US Agency Callable

Cusip, Settle Date	Par Value	Security	Coupon Rate	Final Maturity, Next Call Date	Market Value, Accrued Balance	Market Value + Accrued	Net Unrealized Gain/Loss	% of Portfolio	Book Yield	Effective Duration
3134GBX56 04/24/2019	2,000,000.00	FEDERAL HOME LOAN MORTGAGE CORP	2.250	11/24/2020 ---	2,013,000.00 8,375.00	2,021,375.00	13,949.40	3.264%	2.404	0.314
3133EKC61 08/20/2019	2,000,000.00	FEDERAL FARM CREDIT BANKS FUNDING CORP	2.100	08/20/2024 08/20/2020	2,001,760.00 18,783.33	2,020,543.33	1,760.00	3.263%	2.100	0.030
3134GUQT0 11/18/2019	2,000,000.00	FEDERAL HOME LOAN MORTGAGE CORP	2.000	11/18/2024 08/18/2020	2,001,380.00 8,111.11	2,009,491.11	1,380.00	3.245%	2.000	0.027
3130AJ4Q9 02/12/2020	4,000,000.00	FEDERAL HOME LOAN BANKS	1.800	02/12/2025 02/12/2021	4,026,440.00 33,800.00	4,060,240.00	26,440.00	6.557%	1.800	0.293
3134GVEB0 02/27/2020	2,000,000.00	FEDERAL HOME LOAN MORTGAGE CORP	1.500	02/27/2025 08/27/2020	2,001,220.00 12,833.33	2,014,053.33	5,793.07	3.252%	1.552	0.068
3133ELV3 04/15/2020	400,000.00	FEDERAL FARM CREDIT BANKS FUNDING CORP	0.950	04/08/2022 10/08/2020	400,552.00 1,192.78	401,744.78	552.00	0.649%	0.950	0.104
3134GVLCO 04/21/2020	2,000,000.00	FEDERAL HOME LOAN MORTGAGE CORP	0.700	04/21/2025 04/21/2021	2,001,660.00 3,888.89	2,005,548.89	7,324.84	3.239%	0.761	2.209
3134GVRM2 05/11/2020	1,000,000.00	FEDERAL HOME LOAN MORTGAGE CORP	0.900	05/06/2025 08/06/2020	1,000,060.00 2,125.00	1,002,185.00	250.99	1.618%	0.904	0.014
3134GVRK6 05/26/2020	2,000,000.00	FEDERAL HOME LOAN MORTGAGE CORP	0.825	05/05/2025 11/05/2020	2,000,600.00 3,941.67	2,004,541.67	600.00	3.237%	0.825	2.034
3134GVXH6 05/28/2020	2,000,000.00	FEDERAL HOME LOAN MORTGAGE CORP	0.950	05/28/2025 08/28/2020	2,000,940.00 3,325.00	2,004,265.00	940.00	3.237%	0.950	0.493
3134GVVW5 05/26/2020	2,000,000.00	FEDERAL HOME LOAN MORTGAGE CORP	0.820	05/19/2025 11/19/2020	2,000,660.00 3,280.00	2,003,940.00	1,430.53	3.236%	0.828	2.078
3133ELH80 06/10/2020	2,000,000.00	FEDERAL FARM CREDIT BANKS FUNDING CORP	0.680	06/10/2025 06/10/2022	2,003,220.00 1,926.67	2,005,146.67	3,220.00	3.238%	0.680	2.523
3133ELK37 06/16/2020	2,000,000.00	FEDERAL FARM CREDIT BANKS FUNDING CORP	0.780	06/16/2025 06/16/2021	2,001,880.00 1,950.00	2,003,830.00	1,880.00	3.236%	0.780	2.262
3136G4WB5 06/16/2020	2,000,000.00	FEDERAL NATIONAL MORTGAGE ASSOCIATION	0.800	06/09/2025 12/09/2020	2,000,480.00 2,311.11	2,002,791.11	1,942.07	3.234%	0.815	2.159
---	<b>27,400,000.00</b>	---	<b>1.290</b>	<b>11/12/2024</b> ---	<b>27,453,852.00</b> <b>105,843.89</b>	<b>27,559,695.89</b>	<b>67,462.90</b>	<b>44.505%</b>	<b>1.312</b>	<b>1.078</b>



# GPA Holdings Report by Type

As of 07/31/2020

# WWCO-Pool Investments (170758)

Dated: 10/21/2020

[Return to Table of Contents](#)

## US Treasury

<i>Cusip, Settle Date</i>	<i>Par Value</i>	<i>Security</i>	<i>Coupon Rate</i>	<i>Final Maturity, Next Call Date</i>	<i>Market Value, Accrued Balance</i>	<i>Market Value + Accrued</i>	<i>Net Unrealized Gain/Loss</i>	<i>% of Portfolio</i>	<i>Book Yield</i>	<i>Effective Duration</i>
912828M80 04/27/2018	2,000,000.00	UNITED STATES TREASURY	2.000	11/30/2022 ---	2,087,420.00 6,775.96	2,094,195.96	121,752.42	3.382%	2.790	2.284
9128283X6 11/07/2019	4,000,000.00	UNITED STATES TREASURY	2.250	02/15/2021 ---	4,045,000.00 41,538.46	4,086,538.46	31,964.29	6.599%	1.637	0.535
---	<b>6,000,000.00</b>	<b>UNITED STATES TREASURY</b>	<b>2.165</b>	<b>09/24/2021</b> ---	<b>6,132,420.00</b> <b>48,314.42</b>	<b>6,180,734.42</b>	<b>153,716.71</b>	<b>9.981%</b>	<b>2.028</b>	<b>1.128</b>

## Summary

<i>Cusip, Settle Date</i>	<i>Par Value</i>	<i>Security</i>	<i>Coupon Rate</i>	<i>Final Maturity, Next Call Date</i>	<i>Market Value, Accrued Balance</i>	<i>Market Value + Accrued</i>	<i>Net Unrealized Gain/Loss</i>	<i>% of Portfolio</i>	<i>Book Yield</i>	<i>Effective Duration</i>
---	<b>59,915,000.00</b>	---	<b>2.175</b>	<b>09/28/2023</b> ---	<b>61,608,439.00</b> <b>316,715.67</b>	<b>61,925,154.67</b>	<b>748,013.58</b>	<b>100.000%</b>	<b>1.565</b>	<b>1.685</b>

\* Grouped by: GPA Security Type. \* Groups Sorted by: GPA Security Type. \* Weighted by: Market Value + Accrued. \* Holdings Displayed by: Position by Account.



# GPA Transaction Report (1)

07/01/2020 - 07/31/2020

[Return to Table of Contents](#)

# WWCO-Pool Investments (170758)

Dated: 10/21/2020

## Buy

Account	Identifier	Security	Quantity	Transaction Type	Settle Date	Price	Cash Affecting Amount	Non Cash Affecting Amount
WWCO-Pool Investments	9397203H9	WASHINGTON ST CTFS PARTN	330,000.00	Buy	07/21/2020	100.624	-332,059.20	-332,059.20
WWCO-Pool Investments	9397203G1	WASHINGTON ST CTFS PARTN	575,000.00	Buy	07/21/2020	100.773	-579,444.75	-579,444.75
WWCO-Pool Investments	882830AR3	TEXAS TRANSN COMMN	2,000,000.00	Buy	08/05/2020	100.000	0.00	-2,000,000.00
WWCO-Pool Investments	515182EJ8	LANE CMNTY COLLEGE ORE	500,000.00	Buy	08/13/2020	100.000	0.00	-500,000.00
WWCO-Pool Investments	515182EH2	LANE CMNTY COLLEGE ORE	390,000.00	Buy	08/13/2020	100.000	0.00	-390,000.00
WWCO-Pool Investments	515182EG4	LANE CMNTY COLLEGE ORE	250,000.00	Buy	08/13/2020	100.000	0.00	-250,000.00
WWCO-Pool Investments	515182EF6	LANE CMNTY COLLEGE ORE	200,000.00	Buy	08/13/2020	100.000	0.00	-200,000.00
WWCO-Pool Investments	515182EE9	LANE CMNTY COLLEGE ORE	200,000.00	Buy	08/13/2020	100.000	0.00	-200,000.00
<b>WWCO-Pool Investments</b>	<b>---</b>	<b>---</b>	<b>4,445,000.00</b>	<b>Buy</b>	<b>08/05/2020</b>	<b>---</b>	<b>-911,503.95</b>	<b>-4,451,503.95</b>

## Cash Transfer

Account	Identifier	Security	Quantity	Transaction Type	Settle Date	Price	Cash Affecting Amount	Non Cash Affecting Amount
WWCO-Pool Investments	CCYUSD	US DOLLAR	-2,035,141.11	Cash Transfer	07/01/2020	---	-2,035,141.11	-2,035,141.11
WWCO-Pool Investments	CCYUSD	US DOLLAR	-2,016,250.00	Cash Transfer	07/16/2020	---	-2,016,250.00	-2,016,250.00
WWCO-Pool Investments	CCYUSD	US DOLLAR	-10.00	Cash Transfer	07/17/2020	---	-10.00	-10.00
WWCO-Pool Investments	CCYUSD	US DOLLAR	911,503.95	Cash Transfer	07/21/2020	---	911,503.95	911,503.95
<b>WWCO-Pool Investments</b>	<b>CCYUSD</b>	<b>US DOLLAR</b>	<b>-3,139,897.16</b>	<b>Cash Transfer</b>	<b>07/11/2020</b>	<b>---</b>	<b>-3,139,897.16</b>	<b>-3,139,897.16</b>

## Coupon

Account	Identifier	Security	Quantity	Transaction Type	Settle Date	Price	Cash Affecting Amount	Non Cash Affecting Amount
WWCO-Pool Investments	29270CYN9	ENERGY NORTHWEST WASH ELEC REV	0.00	Coupon	07/01/2020	---	26,530.00	26,530.00
WWCO-Pool Investments	93974EHJ8	WASHINGTON ST	0.00	Coupon	07/01/2020	---	8,611.11	8,611.11
WWCO-Pool Investments	45950KCG3	INTERNATIONAL FINANCE CORP	0.00	Coupon	07/16/2020	---	0.00	16,260.00
WWCO-Pool Investments	45950KCG3	INTERNATIONAL FINANCE CORP	0.00	Coupon	07/16/2020	---	16,260.00	0.00
<b>WWCO-Pool Investments</b>	<b>---</b>	<b>---</b>	<b>0.00</b>	<b>Coupon</b>	<b>07/16/2020</b>	<b>---</b>	<b>51,401.11</b>	<b>51,401.11</b>

## Maturity

Account	Identifier	Security	Quantity	Transaction Type	Settle Date	Price	Cash Affecting Amount	Non Cash Affecting Amount
WWCO-Pool Investments	29270CYN9	ENERGY NORTHWEST WASH ELEC REV	-2,000,000.00	Maturity	07/01/2020	100.000	2,000,000.00	2,000,000.00
WWCO-Pool Investments	45950KCG3	INTERNATIONAL FINANCE CORP	-2,000,000.00	Maturity	07/16/2020	100.000	2,000,000.00	2,000,000.00
<b>WWCO-Pool Investments</b>	<b>---</b>	<b>---</b>	<b>-4,000,000.00</b>	<b>Maturity</b>	<b>07/09/2020</b>	<b>100.000</b>	<b>4,000,000.00</b>	<b>4,000,000.00</b>

## Summary

Account	Identifier	Security	Quantity	Transaction Type	Settle Date	Price	Cash Affecting Amount	Non Cash Affecting Amount
<b>WWCO-Pool Investments</b>	<b>---</b>	<b>---</b>	<b>-2,694,897.16</b>	<b>---</b>	<b>07/18/2020</b>	<b>---</b>	<b>0.00</b>	<b>-3,540,000.00</b>

\* Grouped by: Transaction Type. \* Groups Sorted by: Transaction Type. \* Filtered By: Transaction Type ≠ Initial Load. \* Weighted by: Absolute Value of Principal Amount. \* MMF transactions are collapsed. \* Trade transactions are collapsed. \* Cash Entry transactions are expanded.





# GPA Cash Flow Report

Base Currency: USD As of 07/31/2020

# WWCO-Pool Investments (170758)

Dated: 10/21/2020

[Return to Table of Contents](#)

## 10/20/2020 - 10/24/2020

Account	Transaction Type Group	Transaction Type	Identifier	Description	Post Date	Amount	Ending Cash Balance
WWCO-Pool Investments	Coupon/Dividend	Coupon	3134GVLC0	FEDERAL HOME LOAN MORTGAGE CORP	10/21/2020	7,000.00	7,000.00
<b>WWCO-Pool Investments</b>	<b>Coupon/Dividend</b>	<b>Coupon</b>	<b>3134GVLC0</b>	<b>FEDERAL HOME LOAN MORTGAGE CORP</b>	<b>10/21/2020</b>	<b>7,000.00</b>	<b>7,000.00</b>

## 10/25/2020 - 10/31/2020

Account	Transaction Type Group	Transaction Type	Identifier	Description	Post Date	Amount	Ending Cash Balance
WWCO-Pool Investments	Buy	Buy	180848P23	CLARK CNTY NEV	10/28/2020	-2,000,960.00	-1,993,960.00
<b>WWCO-Pool Investments</b>	<b>Buy</b>	<b>Buy</b>	<b>180848P23</b>	<b>CLARK CNTY NEV</b>	<b>10/28/2020</b>	<b>-2,000,960.00</b>	<b>-1,993,960.00</b>

## 11/01/2020 - 11/07/2020

Account	Transaction Type Group	Transaction Type	Identifier	Description	Post Date	Amount	Ending Cash Balance
WWCO-Pool Investments	Coupon/Dividend	Coupon	13063CHA1	CALIFORNIA ST	11/02/2020	50,000.00	-1,943,960.00
WWCO-Pool Investments	Coupon/Dividend	Coupon	3134GVRK6	FEDERAL HOME LOAN MORTGAGE CORP	11/05/2020	8,250.00	-1,935,710.00
WWCO-Pool Investments	Redemption/Paydown	Effective Maturity	3134GVRK6	FEDERAL HOME LOAN MORTGAGE CORP	11/05/2020	2,000,000.00	64,290.00
<b>WWCO-Pool Investments</b>	<b>---</b>	<b>---</b>	<b>---</b>	<b>---</b>	<b>---</b>	<b>2,058,250.00</b>	<b>64,290.00</b>

## 11/08/2020 - 11/14/2020

Account	Transaction Type Group	Transaction Type	Identifier	Description	Post Date	Amount	Ending Cash Balance
WWCO-Pool Investments	Coupon/Dividend	Coupon	45905UQ80	INTERNATIONAL BANK FOR RECONSTRUCTION AND DEVELOPM	11/09/2020	19,500.00	83,790.00
WWCO-Pool Investments	Redemption/Paydown	Final Maturity	45905UQ80	INTERNATIONAL BANK FOR RECONSTRUCTION AND DEVELOPM	11/09/2020	2,000,000.00	2,083,790.00
<b>WWCO-Pool Investments</b>	<b>---</b>	<b>---</b>	<b>45905UQ80</b>	<b>INTERNATIONAL BANK FOR RECONSTRUCTION AND DEVELOPM</b>	<b>11/09/2020</b>	<b>2,019,500.00</b>	<b>2,083,790.00</b>

## 11/15/2020 - 11/21/2020

Account	Transaction Type Group	Transaction Type	Identifier	Description	Post Date	Amount	Ending Cash Balance
WWCO-Pool Investments	Coupon/Dividend	Coupon	3134GVVW5	FEDERAL HOME LOAN MORTGAGE CORP	11/19/2020	8,200.00	2,091,990.00
WWCO-Pool Investments	Redemption/Paydown	Effective Maturity	3134GVVW5	FEDERAL HOME LOAN MORTGAGE CORP	11/19/2020	2,000,000.00	4,091,990.00
<b>WWCO-Pool Investments</b>	<b>---</b>	<b>---</b>	<b>3134GVVW5</b>	<b>FEDERAL HOME LOAN MORTGAGE CORP</b>	<b>11/19/2020</b>	<b>2,008,200.00</b>	<b>4,091,990.00</b>

## 11/22/2020 - 11/28/2020

Account	Transaction Type Group	Transaction Type	Identifier	Description	Post Date	Amount	Ending Cash Balance
WWCO-Pool Investments	Coupon/Dividend	Coupon	3134GBX56	FEDERAL HOME LOAN MORTGAGE CORP	11/24/2020	22,500.00	4,114,490.00
WWCO-Pool Investments	Redemption/Paydown	Final Maturity	3134GBX56	FEDERAL HOME LOAN MORTGAGE CORP	11/24/2020	2,000,000.00	6,114,490.00
WWCO-Pool Investments	Coupon/Dividend	Coupon	3133EHV58	FEDERAL FARM CREDIT BANKS FUNDING CORP	11/27/2020	19,000.00	6,133,490.00
WWCO-Pool Investments	Redemption/Paydown	Final Maturity	3133EHV58	FEDERAL FARM CREDIT BANKS FUNDING CORP	11/27/2020	2,000,000.00	8,133,490.00
<b>WWCO-Pool Investments</b>	<b>---</b>	<b>---</b>	<b>---</b>	<b>---</b>	<b>---</b>	<b>4,041,500.00</b>	<b>8,133,490.00</b>

## 11/29/2020 - 12/05/2020

Account	Transaction Type Group	Transaction Type	Identifier	Description	Post Date	Amount	Ending Cash Balance
WWCO-Pool Investments	Coupon/Dividend	Coupon	3130AABG2	FEDERAL HOME LOAN BANKS	11/30/2020	23,437.50	8,156,927.50
WWCO-Pool Investments	Coupon/Dividend	Coupon	912828M80	UNITED STATES TREASURY	11/30/2020	20,000.00	8,176,927.50
WWCO-Pool Investments	Coupon/Dividend	Coupon	13063CJR2	CALIFORNIA ST	12/01/2020	50,000.00	8,226,927.50



# GPA Cash Flow Report

Base Currency: USD As of 07/31/2020

# WWCO-Pool Investments (170758)

Dated: 10/21/2020

[Return to Table of Contents](#)

Account	Transaction Type Group	Transaction Type	Identifier	Description	Post Date	Amount	Ending Cash Balance
WWCO-Pool Investments	Coupon/Dividend	Coupon	495260L82	KING CNTY WASH SCH DIST NO 414 LAKE WASHINGTON	12/01/2020	33,651.67	8,260,579.17
WWCO-Pool Investments	Coupon/Dividend	Coupon	495260L90	KING CNTY WASH SCH DIST NO 414 LAKE WASHINGTON	12/01/2020	38,633.33	8,299,212.50
WWCO-Pool Investments	Coupon/Dividend	Coupon	68609TVK1	OREGON ST	12/01/2020	298.39	8,299,510.89
WWCO-Pool Investments	Coupon/Dividend	Coupon	720577XP5	PIERCE CNTY WASH SCH DIST NO 401 PENINSULA	12/01/2020	14,305.56	8,313,816.44
WWCO-Pool Investments	Coupon/Dividend	Coupon	720577XQ3	PIERCE CNTY WASH SCH DIST NO 401 PENINSULA	12/01/2020	7,152.78	8,320,969.22
WWCO-Pool Investments	Coupon/Dividend	Coupon	720611YM8	PIERCE CNTY WASH SCH DIST NO 403 BETHEL	12/01/2020	15,333.33	8,336,302.56
WWCO-Pool Investments	Coupon/Dividend	Coupon	736688LG5	PORTLAND ORE CMNTY COLLEGE DIST	12/01/2020	10,500.00	8,346,802.56
WWCO-Pool Investments	Coupon/Dividend	Coupon	886100UG9	THURSTON CNTY WASH	12/01/2020	17,100.00	8,363,902.56
WWCO-Pool Investments	Redemption/Paydown	Final Maturity	886100UG9	THURSTON CNTY WASH	12/01/2020	855,000.00	9,218,902.56
WWCO-Pool Investments	Coupon/Dividend	Coupon	91523NMU7	UNIVERSITY WASH UNIV REVS IAM COML PAPER NTS 3/A2	12/01/2020	6,155.00	9,225,057.56
<b>WWCO-Pool Investments</b>	---	---	---	---	---	<b>1,091,567.56</b>	<b>9,225,057.56</b>

## 12/06/2020 - 12/12/2020

Account	Transaction Type Group	Transaction Type	Identifier	Description	Post Date	Amount	Ending Cash Balance
WWCO-Pool Investments	Coupon/Dividend	Coupon	3136G4WB5	FEDERAL NATIONAL MORTGAGE ASSOCIATION	12/09/2020	8,000.00	9,233,057.56
WWCO-Pool Investments	Redemption/Paydown	Effective Maturity	3136G4WB5	FEDERAL NATIONAL MORTGAGE ASSOCIATION	12/09/2020	2,000,000.00	11,233,057.56
WWCO-Pool Investments	Coupon/Dividend	Coupon	3133ELH80	FEDERAL FARM CREDIT BANKS FUNDING CORP	12/10/2020	6,800.00	11,239,857.56
<b>WWCO-Pool Investments</b>	---	---	---	---	---	<b>2,014,800.00</b>	<b>11,239,857.56</b>

## 12/13/2020 - 12/19/2020

Account	Transaction Type Group	Transaction Type	Identifier	Description	Post Date	Amount	Ending Cash Balance
WWCO-Pool Investments	Coupon/Dividend	Coupon	179093KN8	CLACKAMAS CNTY ORE SCH DIST NO 12 NORTH CLACKAMAS	12/15/2020	700.94	11,240,558.50
WWCO-Pool Investments	Coupon/Dividend	Coupon	179093KQ1	CLACKAMAS CNTY ORE SCH DIST NO 12 NORTH CLACKAMAS	12/15/2020	630.03	11,241,188.53
WWCO-Pool Investments	Coupon/Dividend	Coupon	179093KR9	CLACKAMAS CNTY ORE SCH DIST NO 12 NORTH CLACKAMAS	12/15/2020	2,198.42	11,243,386.94
WWCO-Pool Investments	Coupon/Dividend	Coupon	179198JF4	CLACKAMAS CNTY ORE SCH DIST NO 086	12/15/2020	2,858.89	11,246,245.83
WWCO-Pool Investments	Coupon/Dividend	Coupon	515182EE9	LANE CMNTY COLLEGE ORE	12/15/2020	246.03	11,246,491.87
WWCO-Pool Investments	Coupon/Dividend	Coupon	515182EF6	LANE CMNTY COLLEGE ORE	12/15/2020	354.48	11,246,846.34
WWCO-Pool Investments	Coupon/Dividend	Coupon	515182EG4	LANE CMNTY COLLEGE ORE	12/15/2020	540.53	11,247,386.87
WWCO-Pool Investments	Coupon/Dividend	Coupon	515182EH2	LANE CMNTY COLLEGE ORE	12/15/2020	1,032.22	11,248,419.09
WWCO-Pool Investments	Coupon/Dividend	Coupon	515182EJ8	LANE CMNTY COLLEGE ORE	12/15/2020	1,441.97	11,249,861.07
WWCO-Pool Investments	Coupon/Dividend	Coupon	515300TF8	LANE CNTY ORE SCH DIST NO 4 J EUGENE	12/15/2020	3,500.00	11,253,361.07
WWCO-Pool Investments	Coupon/Dividend	Coupon	938429V46	WASHINGTON CNTY ORE SCH DIST NO 48J BEAVERTON	12/15/2020	2,607.92	11,255,968.98
WWCO-Pool Investments	Coupon/Dividend	Coupon	938429V53	WASHINGTON CNTY ORE SCH DIST NO 48J BEAVERTON	12/15/2020	3,492.50	11,259,461.48
WWCO-Pool Investments	Coupon/Dividend	Coupon	938429V61	WASHINGTON CNTY ORE SCH DIST NO 48J BEAVERTON	12/15/2020	4,180.00	11,263,641.48
WWCO-Pool Investments	Coupon/Dividend	Coupon	3133ELK37	FEDERAL FARM CREDIT BANKS FUNDING CORP	12/16/2020	7,800.00	11,271,441.48
<b>WWCO-Pool Investments</b>	<b>Coupon/Dividend</b>	<b>Coupon</b>	---	---	---	<b>31,583.93</b>	<b>11,271,441.48</b>



# GPA Cash Flow Report

Base Currency: USD As of 07/31/2020

# WWCO-Pool Investments (170758)

Dated: 10/21/2020

[Return to Table of Contents](#)

## 01/03/2021 - 01/09/2021

Account	Transaction Type Group	Transaction Type	Identifier	Description	Post Date	Amount	Ending Cash Balance
WWCO-Pool Investments	Coupon/Dividend	Coupon	9397203G1	WASHINGTON ST CTFS PARTN	01/04/2021	2,811.11	11,274,252.59
WWCO-Pool Investments	Coupon/Dividend	Coupon	9397203H9	WASHINGTON ST CTFS PARTN	01/04/2021	1,760.00	11,276,012.59
WWCO-Pool Investments	Coupon/Dividend	Coupon	93974EHJ8	WASHINGTON ST	01/04/2021	25,000.00	11,301,012.59
<b>WWCO-Pool Investments</b>	<b>Coupon/Dividend</b>	<b>Coupon</b>	<b>---</b>	<b>---</b>	<b>01/04/2021</b>	<b>29,571.11</b>	<b>11,301,012.59</b>

## 01/10/2021 - 01/16/2021

Account	Transaction Type Group	Transaction Type	Identifier	Description	Post Date	Amount	Ending Cash Balance
WWCO-Pool Investments	Coupon/Dividend	Coupon	3133ELU28	FEDERAL FARM CREDIT BANKS FUNDING CORP	01/14/2021	1,431.67	11,302,444.26
<b>WWCO-Pool Investments</b>	<b>Coupon/Dividend</b>	<b>Coupon</b>	<b>3133ELU28</b>	<b>FEDERAL FARM CREDIT BANKS FUNDING CORP</b>	<b>01/14/2021</b>	<b>1,431.67</b>	<b>11,302,444.26</b>

## 01/17/2021 - 01/23/2021

Account	Transaction Type Group	Transaction Type	Identifier	Description	Post Date	Amount	Ending Cash Balance
WWCO-Pool Investments	Coupon/Dividend	Coupon	45950KCJ7	INTERNATIONAL FINANCE CORP	01/20/2021	11,250.00	11,313,694.26
<b>WWCO-Pool Investments</b>	<b>Coupon/Dividend</b>	<b>Coupon</b>	<b>45950KCJ7</b>	<b>INTERNATIONAL FINANCE CORP</b>	<b>01/20/2021</b>	<b>11,250.00</b>	<b>11,313,694.26</b>

## 02/07/2021 - 02/13/2021

Account	Transaction Type Group	Transaction Type	Identifier	Description	Post Date	Amount	Ending Cash Balance
WWCO-Pool Investments	Coupon/Dividend	Coupon	3130AJ4Q9	FEDERAL HOME LOAN BANKS	02/12/2021	36,000.00	11,349,694.26
WWCO-Pool Investments	Redemption/Paydown	Effective Maturity	3130AJ4Q9	FEDERAL HOME LOAN BANKS	02/12/2021	4,000,000.00	15,349,694.26
<b>WWCO-Pool Investments</b>	<b>---</b>	<b>---</b>	<b>3130AJ4Q9</b>	<b>FEDERAL HOME LOAN BANKS</b>	<b>02/12/2021</b>	<b>4,036,000.00</b>	<b>15,349,694.26</b>

## 02/14/2021 - 02/20/2021

Account	Transaction Type Group	Transaction Type	Identifier	Description	Post Date	Amount	Ending Cash Balance
WWCO-Pool Investments	Coupon/Dividend	Coupon	9128283X6	UNITED STATES TREASURY	02/16/2021	45,000.00	15,394,694.26
WWCO-Pool Investments	Redemption/Paydown	Final Maturity	9128283X6	UNITED STATES TREASURY	02/16/2021	4,000,000.00	19,394,694.26
<b>WWCO-Pool Investments</b>	<b>---</b>	<b>---</b>	<b>9128283X6</b>	<b>UNITED STATES TREASURY</b>	<b>02/16/2021</b>	<b>4,045,000.00</b>	<b>19,394,694.26</b>

## 02/21/2021 - 02/27/2021

Account	Transaction Type Group	Transaction Type	Identifier	Description	Post Date	Amount	Ending Cash Balance
WWCO-Pool Investments	Coupon/Dividend	Coupon	3132X0PX3	FEDERAL AGRICULTURAL MORTGAGE CORP	02/23/2021	21,000.00	19,415,694.26
WWCO-Pool Investments	Coupon/Dividend	Coupon	3133EL4T8	FEDERAL FARM CREDIT BANKS FUNDING CORP	02/24/2021	1,500.00	19,417,194.26
<b>WWCO-Pool Investments</b>	<b>Coupon/Dividend</b>	<b>Coupon</b>	<b>---</b>	<b>---</b>	<b>---</b>	<b>22,500.00</b>	<b>19,417,194.26</b>

## 03/07/2021 - 03/13/2021

Account	Transaction Type Group	Transaction Type	Identifier	Description	Post Date	Amount	Ending Cash Balance
WWCO-Pool Investments	Coupon/Dividend	Coupon	459058EW9	INTERNATIONAL BANK FOR RECONSTRUCTION AND DEVELOPM	03/09/2021	16,250.00	19,433,444.26
WWCO-Pool Investments	Redemption/Paydown	Final Maturity	459058EW9	INTERNATIONAL BANK FOR RECONSTRUCTION AND DEVELOPM	03/09/2021	2,000,000.00	21,433,444.26
<b>WWCO-Pool Investments</b>	<b>---</b>	<b>---</b>	<b>459058EW9</b>	<b>INTERNATIONAL BANK FOR RECONSTRUCTION AND DEVELOPM</b>	<b>03/09/2021</b>	<b>2,016,250.00</b>	<b>21,433,444.26</b>



# GPA Cash Flow Report

Base Currency: USD As of 07/31/2020

# WWCO-Pool Investments (170758)

Dated: 10/21/2020

[Return to Table of Contents](#)

## 03/14/2021 - 03/20/2021

Account	Transaction Type Group	Transaction Type	Identifier	Description	Post Date	Amount	Ending Cash Balance
WWCO-Pool Investments	Coupon/Dividend	Coupon	901561HT0	TWIN FALLS CNTY IDAHO SCH DIST NO 411	03/15/2021	7,458.33	21,440,902.59
WWCO-Pool Investments	Coupon/Dividend	Coupon	901561HU7	TWIN FALLS CNTY IDAHO SCH DIST NO 411	03/15/2021	5,966.67	21,446,869.26
<b>WWCO-Pool Investments</b>	<b>Coupon/Dividend</b>	<b>Coupon</b>	<b>---</b>	<b>TWIN FALLS CNTY IDAHO SCH DIST NO 411</b>	<b>03/15/2021</b>	<b>13,425.00</b>	<b>21,446,869.26</b>

## 03/28/2021 - 04/03/2021

Account	Transaction Type Group	Transaction Type	Identifier	Description	Post Date	Amount	Ending Cash Balance
WWCO-Pool Investments	Coupon/Dividend	Coupon	882830AR3	TEXAS TRANSN COMMN	04/01/2021	3,350.00	21,450,219.26
<b>WWCO-Pool Investments</b>	<b>Coupon/Dividend</b>	<b>Coupon</b>	<b>882830AR3</b>	<b>TEXAS TRANSN COMMN</b>	<b>04/01/2021</b>	<b>3,350.00</b>	<b>21,450,219.26</b>

## 04/11/2021 - 04/17/2021

Account	Transaction Type Group	Transaction Type	Identifier	Description	Post Date	Amount	Ending Cash Balance
WWCO-Pool Investments	Coupon/Dividend	Coupon	3133ELU28	FEDERAL FARM CREDIT BANKS FUNDING CORP	04/14/2021	1,400.00	21,451,619.26
<b>WWCO-Pool Investments</b>	<b>Coupon/Dividend</b>	<b>Coupon</b>	<b>3133ELU28</b>	<b>FEDERAL FARM CREDIT BANKS FUNDING CORP</b>	<b>04/14/2021</b>	<b>1,400.00</b>	<b>21,451,619.26</b>

## 04/18/2021 - 04/24/2021

Account	Transaction Type Group	Transaction Type	Identifier	Description	Post Date	Amount	Ending Cash Balance
WWCO-Pool Investments	Coupon/Dividend	Coupon	3134GVLCO	FEDERAL HOME LOAN MORTGAGE CORP	04/21/2021	7,000.00	21,458,619.26
WWCO-Pool Investments	Redemption/Paydown	Effective Maturity	3134GVLCO	FEDERAL HOME LOAN MORTGAGE CORP	04/21/2021	2,000,000.00	23,458,619.26
<b>WWCO-Pool Investments</b>	<b>---</b>	<b>---</b>	<b>3134GVLCO</b>	<b>FEDERAL HOME LOAN MORTGAGE CORP</b>	<b>04/21/2021</b>	<b>2,007,000.00</b>	<b>23,458,619.26</b>

## 05/02/2021 - 05/08/2021

Account	Transaction Type Group	Transaction Type	Identifier	Description	Post Date	Amount	Ending Cash Balance
WWCO-Pool Investments	Coupon/Dividend	Coupon	13063CHA1	CALIFORNIA ST	05/03/2021	50,000.00	23,508,619.26
WWCO-Pool Investments	Coupon/Dividend	Coupon	180848P23	CLARK CNTY NEV	05/03/2021	8,641.67	23,517,260.93
<b>WWCO-Pool Investments</b>	<b>Coupon/Dividend</b>	<b>Coupon</b>	<b>---</b>	<b>---</b>	<b>05/03/2021</b>	<b>58,641.67</b>	<b>23,517,260.93</b>

## 05/30/2021 - 06/05/2021

Account	Transaction Type Group	Transaction Type	Identifier	Description	Post Date	Amount	Ending Cash Balance
WWCO-Pool Investments	Coupon/Dividend	Coupon	13063CJR2	CALIFORNIA ST	06/01/2021	50,000.00	23,567,260.93
WWCO-Pool Investments	Coupon/Dividend	Coupon	3130AABG2	FEDERAL HOME LOAN BANKS	06/01/2021	23,437.50	23,590,698.43
WWCO-Pool Investments	Coupon/Dividend	Coupon	495260L82	KING CNTY WASH SCH DIST NO 414 LAKE WASHINGTON	06/01/2021	33,100.00	23,623,798.43
WWCO-Pool Investments	Coupon/Dividend	Coupon	495260L90	KING CNTY WASH SCH DIST NO 414 LAKE WASHINGTON	06/01/2021	38,000.00	23,661,798.43
WWCO-Pool Investments	Coupon/Dividend	Coupon	68609TVK1	OREGON ST	06/01/2021	327.50	23,662,125.93
WWCO-Pool Investments	Coupon/Dividend	Coupon	720577XP5	PIERCE CNTY WASH SCH DIST NO 401 PENINSULA	06/01/2021	12,500.00	23,674,625.93
WWCO-Pool Investments	Coupon/Dividend	Coupon	720577XQ3	PIERCE CNTY WASH SCH DIST NO 401 PENINSULA	06/01/2021	6,250.00	23,680,875.93
WWCO-Pool Investments	Coupon/Dividend	Coupon	720611YM8	PIERCE CNTY WASH SCH DIST NO 403 BETHEL	06/01/2021	15,000.00	23,695,875.93
WWCO-Pool Investments	Coupon/Dividend	Coupon	736688LG5	PORTLAND ORE CMNTY COLLEGE DIST	06/01/2021	10,500.00	23,706,375.93
WWCO-Pool Investments	Coupon/Dividend	Coupon	912828M80	UNITED STATES TREASURY	06/01/2021	20,000.00	23,726,375.93
WWCO-Pool Investments	Coupon/Dividend	Coupon	91523NMU7	UNIVERSITY WASH UNIV REVS IAM COML PAPER NTS 3/A2	06/01/2021	6,155.00	23,732,530.93



# GPA Cash Flow Report

Base Currency: USD As of 07/31/2020

# WWCO-Pool Investments (170758)

Dated: 10/21/2020

[Return to Table of Contents](#)

Account	Transaction Type Group	Transaction Type	Identifier	Description	Post Date	Amount	Ending Cash Balance
<b>WWCO-Pool Investments</b>	<b>Coupon/Dividend</b>	<b>Coupon</b>	---	---	<b>06/01/2021</b>	<b>215,270.00</b>	<b>23,732,530.93</b>

## 06/06/2021 - 06/12/2021

Account	Transaction Type Group	Transaction Type	Identifier	Description	Post Date	Amount	Ending Cash Balance
WWCO-Pool Investments	Coupon/Dividend	Coupon	3133ELH80	FEDERAL FARM CREDIT BANKS FUNDING CORP	06/10/2021	6,800.00	23,739,330.93
<b>WWCO-Pool Investments</b>	<b>Coupon/Dividend</b>	<b>Coupon</b>	<b>3133ELH80</b>	<b>FEDERAL FARM CREDIT BANKS FUNDING CORP</b>	<b>06/10/2021</b>	<b>6,800.00</b>	<b>23,739,330.93</b>

## 06/13/2021 - 06/19/2021

Account	Transaction Type Group	Transaction Type	Identifier	Description	Post Date	Amount	Ending Cash Balance
WWCO-Pool Investments	Coupon/Dividend	Coupon	179093KN8	CLACKAMAS CNTY ORE SCH DIST NO 12 NORTH CLACKAMAS	06/15/2021	1,705.00	23,741,035.93
WWCO-Pool Investments	Coupon/Dividend	Coupon	179093KQ1	CLACKAMAS CNTY ORE SCH DIST NO 12 NORTH CLACKAMAS	06/15/2021	1,532.50	23,742,568.43
WWCO-Pool Investments	Coupon/Dividend	Coupon	179093KR9	CLACKAMAS CNTY ORE SCH DIST NO 12 NORTH CLACKAMAS	06/15/2021	5,347.50	23,747,915.93
WWCO-Pool Investments	Coupon/Dividend	Coupon	179198JF4	CLACKAMAS CNTY ORE SCH DIST NO 086	06/15/2021	4,150.00	23,752,065.93
WWCO-Pool Investments	Coupon/Dividend	Coupon	515182EE9	LANE CMNTY COLLEGE ORE	06/15/2021	363.00	23,752,428.93
WWCO-Pool Investments	Redemption/Paydown	Final Maturity	515182EE9	LANE CMNTY COLLEGE ORE	06/15/2021	200,000.00	23,952,428.93
WWCO-Pool Investments	Coupon/Dividend	Coupon	515182EF6	LANE CMNTY COLLEGE ORE	06/15/2021	523.00	23,952,951.93
WWCO-Pool Investments	Coupon/Dividend	Coupon	515182EG4	LANE CMNTY COLLEGE ORE	06/15/2021	797.50	23,953,749.43
WWCO-Pool Investments	Coupon/Dividend	Coupon	515182EH2	LANE CMNTY COLLEGE ORE	06/15/2021	1,522.95	23,955,272.38
WWCO-Pool Investments	Coupon/Dividend	Coupon	515182EJ8	LANE CMNTY COLLEGE ORE	06/15/2021	2,127.50	23,957,399.88
WWCO-Pool Investments	Coupon/Dividend	Coupon	515300TF8	LANE CNTY ORE SCH DIST NO 4 J EUGENE	06/15/2021	7,000.00	23,964,399.88
WWCO-Pool Investments	Coupon/Dividend	Coupon	938429V46	WASHINGTON CNTY ORE SCH DIST NO 48J BEAVERTON	06/15/2021	2,845.00	23,967,244.88
WWCO-Pool Investments	Coupon/Dividend	Coupon	938429V53	WASHINGTON CNTY ORE SCH DIST NO 48J BEAVERTON	06/15/2021	3,810.00	23,971,054.88
WWCO-Pool Investments	Coupon/Dividend	Coupon	938429V61	WASHINGTON CNTY ORE SCH DIST NO 48J BEAVERTON	06/15/2021	4,560.00	23,975,614.88
WWCO-Pool Investments	Coupon/Dividend	Coupon	3133ELK37	FEDERAL FARM CREDIT BANKS FUNDING CORP	06/16/2021	7,800.00	23,983,414.88
WWCO-Pool Investments	Redemption/Paydown	Effective Maturity	3133ELK37	FEDERAL FARM CREDIT BANKS FUNDING CORP	06/16/2021	2,000,000.00	25,983,414.88
<b>WWCO-Pool Investments</b>	<b>---</b>	<b>---</b>	<b>---</b>	<b>---</b>	<b>---</b>	<b>2,244,083.95</b>	<b>25,983,414.88</b>

## 06/27/2021 - 07/03/2021

Account	Transaction Type Group	Transaction Type	Identifier	Description	Post Date	Amount	Ending Cash Balance
WWCO-Pool Investments	Coupon/Dividend	Coupon	9397203G1	WASHINGTON ST CTFS PARTN	07/01/2021	3,162.50	25,986,577.38
WWCO-Pool Investments	Coupon/Dividend	Coupon	9397203H9	WASHINGTON ST CTFS PARTN	07/01/2021	1,980.00	25,988,557.38
WWCO-Pool Investments	Coupon/Dividend	Coupon	93974EHJ8	WASHINGTON ST	07/01/2021	25,000.00	26,013,557.38
<b>WWCO-Pool Investments</b>	<b>Coupon/Dividend</b>	<b>Coupon</b>	<b>---</b>	<b>---</b>	<b>07/01/2021</b>	<b>30,142.50</b>	<b>26,013,557.38</b>

## 07/11/2021 - 07/17/2021

Account	Transaction Type Group	Transaction Type	Identifier	Description	Post Date	Amount	Ending Cash Balance
WWCO-Pool Investments	Coupon/Dividend	Coupon	3133ELU28	FEDERAL FARM CREDIT BANKS FUNDING CORP	07/14/2021	1,400.00	26,014,957.38
<b>WWCO-Pool Investments</b>	<b>Coupon/Dividend</b>	<b>Coupon</b>	<b>3133ELU28</b>	<b>FEDERAL FARM CREDIT BANKS FUNDING CORP</b>	<b>07/14/2021</b>	<b>1,400.00</b>	<b>26,014,957.38</b>



# GPA Cash Flow Report

Base Currency: USD As of 07/31/2020

# WWCO-Pool Investments (170758)

Dated: 10/21/2020

[Return to Table of Contents](#)

## 07/18/2021 - 07/24/2021

Account	Transaction Type Group	Transaction Type	Identifier	Description	Post Date	Amount	Ending Cash Balance
WWCO-Pool Investments	Coupon/Dividend	Coupon	45950KCJ7	INTERNATIONAL FINANCE CORP	07/20/2021	11,250.00	26,026,207.38
WWCO-Pool Investments	Redemption/Paydown	Final Maturity	45950KCJ7	INTERNATIONAL FINANCE CORP	07/20/2021	2,000,000.00	28,026,207.38
<b>WWCO-Pool Investments</b>	<b>---</b>	<b>---</b>	<b>45950KCJ7</b>	<b>INTERNATIONAL FINANCE CORP</b>	<b>07/20/2021</b>	<b>2,011,250.00</b>	<b>28,026,207.38</b>

## 08/22/2021 - 08/28/2021

Account	Transaction Type Group	Transaction Type	Identifier	Description	Post Date	Amount	Ending Cash Balance
WWCO-Pool Investments	Coupon/Dividend	Coupon	3132X0PX3	FEDERAL AGRICULTURAL MORTGAGE CORP	08/23/2021	21,000.00	28,047,207.38
WWCO-Pool Investments	Coupon/Dividend	Coupon	3133EL4T8	FEDERAL FARM CREDIT BANKS FUNDING CORP	08/24/2021	1,500.00	28,048,707.38
<b>WWCO-Pool Investments</b>	<b>Coupon/Dividend</b>	<b>Coupon</b>	<b>---</b>	<b>---</b>	<b>---</b>	<b>22,500.00</b>	<b>28,048,707.38</b>

## 09/12/2021 - 09/18/2021

Account	Transaction Type Group	Transaction Type	Identifier	Description	Post Date	Amount	Ending Cash Balance
WWCO-Pool Investments	Coupon/Dividend	Coupon	901561HT0	TWIN FALLS CNTY IDAHO SCH DIST NO 411	09/15/2021	7,500.00	28,056,207.38
WWCO-Pool Investments	Coupon/Dividend	Coupon	901561HU7	TWIN FALLS CNTY IDAHO SCH DIST NO 411	09/15/2021	6,000.00	28,062,207.38
<b>WWCO-Pool Investments</b>	<b>Coupon/Dividend</b>	<b>Coupon</b>	<b>---</b>	<b>TWIN FALLS CNTY IDAHO SCH DIST NO 411</b>	<b>09/15/2021</b>	<b>13,500.00</b>	<b>28,062,207.38</b>

## 09/26/2021 - 10/02/2021

Account	Transaction Type Group	Transaction Type	Identifier	Description	Post Date	Amount	Ending Cash Balance
WWCO-Pool Investments	Coupon/Dividend	Coupon	882830AR3	TEXAS TRANSN COMMN	10/01/2021	3,350.00	28,065,557.38
<b>WWCO-Pool Investments</b>	<b>Coupon/Dividend</b>	<b>Coupon</b>	<b>882830AR3</b>	<b>TEXAS TRANSN COMMN</b>	<b>10/01/2021</b>	<b>3,350.00</b>	<b>28,065,557.38</b>

## 10/10/2021 - 10/16/2021

Account	Transaction Type Group	Transaction Type	Identifier	Description	Post Date	Amount	Ending Cash Balance
WWCO-Pool Investments	Coupon/Dividend	Coupon	3133ELU28	FEDERAL FARM CREDIT BANKS FUNDING CORP	10/14/2021	1,400.00	28,066,957.38
<b>WWCO-Pool Investments</b>	<b>Coupon/Dividend</b>	<b>Coupon</b>	<b>3133ELU28</b>	<b>FEDERAL FARM CREDIT BANKS FUNDING CORP</b>	<b>10/14/2021</b>	<b>1,400.00</b>	<b>28,066,957.38</b>

## Summary

Account	Transaction Type Group	Transaction Type	Identifier	Description	Post Date	Amount	Ending Cash Balance
<b>WWCO-Pool Investments</b>	<b>---</b>	<b>---</b>	<b>---</b>	<b>---</b>	<b>---</b>	<b>28,066,957.38</b>	<b>28,066,957.38</b>

\* Grouped by: Date Groups.

\* This cash flow forecast is a pro forma report. These projected cash flows are based upon portfolio holdings as of the selected date. This tool is intended to aid clients in budgeting, but this data is highly subject to change. The projections in this report do not include any reinvestment assumptions.