



# **GPA Month End Report**

**WWCO-Pool Investments (170758)**

**[05-01-2021]--[05-31-2021]**

**05/01/2021 - 05/31/2021**

Dated: 09/01/2021

Locked Down



---

## Table of Contents

---

Dated: 09/01/2021

<a href="#"><u>GPA Summary Dashboard (WWCO-Pool Investments (170758))</u></a>	1
<a href="#"><u>GPA Earnings Dashboard (WWCO-Pool Investments (170758))</u></a>	2
<a href="#"><u>GPA Earned Income Pivot (WWCO-Pool Investments (170758))</u></a>	5
<a href="#"><u>GPA Maturity Sectors (WWCO-Pool Investments (170758))</u></a>	6
<a href="#"><u>GPA Credit Event (WWCO-Pool Investments (170758))</u></a>	9
<a href="#"><u>GPA Holdings Report by Type (WWCO-Pool Investments (170758))</u></a>	10
<a href="#"><u>GPA Transaction Report (1) (WWCO-Pool Investments (170758))</u></a>	14
<a href="#"><u>GPA Cash Flow Report (WWCO-Pool Investments (170758))</u></a>	15



# GPA Summary Dashboard

05/01/2021 - 05/31/2021

# WWCO-Pool Investments (170758)

Dated: 09/01/2021

[Return to Table of Contents](#)

Cash and Fixed Income Summary		Risk and Return Metrics		Index Comparison Market Sector			
Asset Class	Ending Market Value + Accrued		Portfolio	Market Sector	Portfolio	Index	Difference
Cash	43,437.50	GPA Book Yield	0.694	Government	18.030%	100.000%	-81.970%
Fixed Income	85,251,597.48	GPA Effective Duration	2.048	Agency	28.204%	0.000%	28.204%
		Years to Maturity	2.289	Municipal	37.535%	0.000%	37.535%
		WAL	2.170	Financial	10.304%	0.000%	10.304%
		Convexity	-0.075	Industrial	5.876%	0.000%	5.876%
		Rating	AA	Cash	0.051%	0.000%	0.051%
<b>Total</b>	<b>85,295,034.98</b>						
Footnotes: 1,2,3		Footnote: 3		Footnotes: 4,5			

## Security Type Exposure

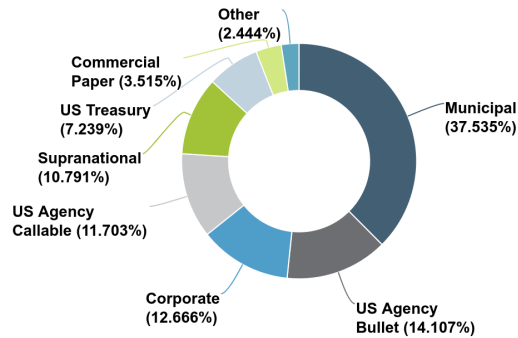
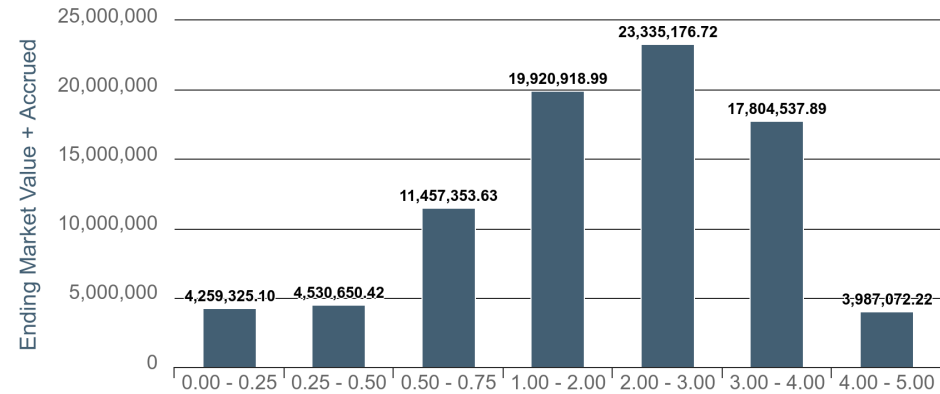


Chart calculated by: Ending Market Value + Accrued

## Duration Groupings



Index: ICE BofA 0-3 Year US Treasury Index.

1: \* Grouped by: Asset Class. 2: \* Groups Sorted by: 3: \* Weighted by: Ending Market Value + Accrued. 4: \* Grouped by: Market Sector. 5: \* Weighted by: Ending Base Market Value + Accrued.



# GPA Earnings Dashboard

05/01/2021 - 05/31/2021

# WWCO-Pool Investments (170758)

Dated: 09/01/2021

[Return to Table of Contents](#)

Accrual Earnings Summary			Interest Earned Summary		
	WWCO-Pool Investments	Grand Total		WWCO-Pool Investments	Grand Total
Interest Earned	102,893.80	102,893.80	Beginning Accrued	394,958.62	394,958.62
Realized Gains/Losses	0.00	0.00	Coupon Income	144,238.89	144,238.89
Net Amortization/Accretion Income	-55,686.21	-55,686.21	Purchased Accrued	39,027.78	39,027.78
Earned Income	47,207.59	47,207.59	Sold Accrued	0.00	0.00
Custody Bank Fees	0.00	0.00	Ending Accrued	392,641.31	392,641.31
Management Fees	0.00	0.00	Interest Earned	102,893.80	102,893.80
Clearwater Fee	---	---			
Income After Fee	47,207.59	47,207.59			
GPA Book Yield	0.694	0.694			

Footnotes: 1,2,3

Fair Market Value Report			Performance GPA Performance Report			
	WWCO-Pool Investments	Grand Total				
Interest Income	102,893.80	102,893.80				
Change In Net Unrealized Gain/Loss	72,618.43	72,618.43				
Amortization/Accretion Income	-55,686.21	-55,686.21				
Net Realized Gain/Loss	0.00	0.00				
Fair Market Earned Income	119,826.02	119,826.02				

Footnotes: 1,2,5



# GPA Earnings Dashboard

05/01/2021 - 05/31/2021

[Return to Table of Contents](#)

# WWCO-Pool Investments (170758)

Dated: 09/01/2021

Accrual Activity Summary			Fair Market Activity Summary		
	<i>WWCO-Pool Investments</i>	<i>Grand Total</i>		<i>WWCO-Pool Investments</i>	<i>Grand Total</i>
Beginning Book Value	79,314,639.84	79,314,639.84	Beginning Market Value	79,660,939.95	79,660,939.95
Purchases	5,181,084.00	5,181,084.00	Purchases	5,181,084.00	5,181,084.00
Maturities/Sales/Calls	0.00	0.00	Maturities/Sales/Calls	0.00	0.00
Net Amortization/Accretion Income	-55,686.21	-55,686.21	Net Realized Gain/Loss	0.00	0.00
Net Realized Gain/Loss	0.00	0.00	Amortization/Accretion Income	-55,686.21	-55,686.21
Change In Cash, Payables, Receivables	43,437.50	43,437.50	Change In Net Unrealized Gain/Loss	72,618.43	72,618.43
Ending Book Value	84,483,475.13	84,483,475.13	Change In Net Cash Receivable/Payable	43,437.50	43,437.50
			Ending Market Value	84,902,393.67	84,902,393.67

Footnotes: 1,2,6

Reconciliation Status		Compliance Overview	
Status	Reconciled	Status	Compliant
Last Reconciled For	08/31/2021	As of	05/31/2021

Index: ICE BofA 0-3 Year US Treasury Index.

1: \* Weighted by: Ending Market Value + Accrued. 2: \* Pivoted by: Account. 3: \* Formula Column: Earned Income = [Net Amortization/Accretion Income]+[Interest Earned]+[Realized Gains/Losses]. 4: \* Formula Column: Coupon Income = [Coupons Paid]-[Beginning Cash Coupon Receivable]+[Ending Cash Coupon Receivable]. 5: \* Formula Column: Fair Market Earned Income = [Interest Income]+[Change In Net Unrealized Gain/Loss]+[Amortization/Accretion Income]+[Net Realized Gain/Loss]. 6: \* Formula Column: Maturities/Sales/Calls =



---

## GPA Earnings Dashboard

05/01/2021 - 05/31/2021

[Return to Table of Contents](#)

WWCO-Pool Investments (170758)

Dated: 09/01/2021

---

[Maturities and Redemptions]+[Sales].



# GPA Earned Income Pivot

05/01/2021 - 05/31/2021

[Return to Table of Contents](#)

# WWCO-Pool Investments (170758)

Dated: 09/01/2021

	<i>WWCO-Pool Investments</i>	<i>Grand Total</i>
ACCRUAL EARNINGS SUMMARY	0	0
Beginning Accrued	394,958.62	394,958.62
Purchased Accrued	39,027.78	39,027.78
Sold Accrued	0.00	0.00
Coupon Income	144,238.89	144,238.89
Beginning Coupon Receivable	0.00	0.00
Ending Coupon Receivable	43,437.50	43,437.50
Dividend Income	0.00	0.00
Ending Accrued	392,641.31	392,641.31
Interest Earned	102,893.80	102,893.80
Net Amortization/Accretion Income	-55,686.21	-55,686.21
Net Realized Gain/Loss	0.00	0.00
Earned Income with Gains	47,207.59	47,207.59

\* Weighted by: Ending Market Value + Accrued. \* Pivoted by: Account. \* Holdings Displayed by: Lot.



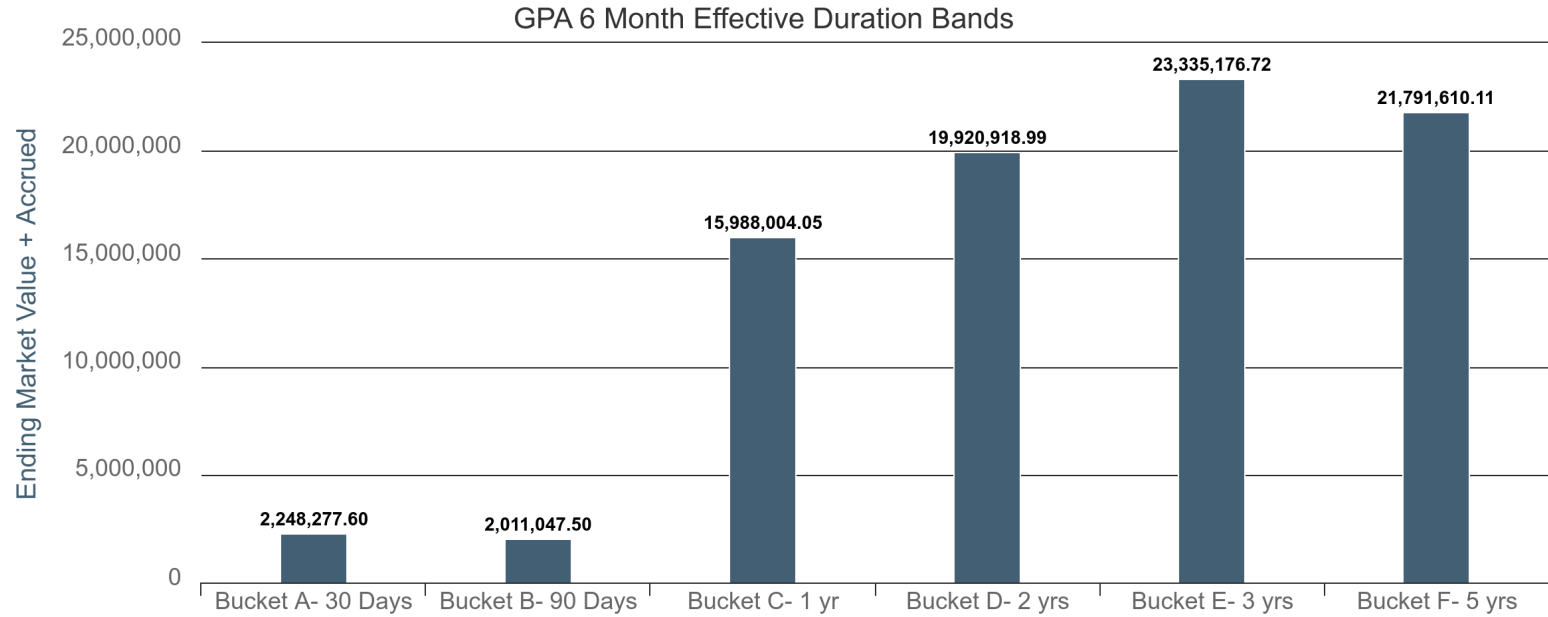
# GPA Maturity Sectors

As of 05/31/2021

# WWCO-Pool Investments (170758)

Dated: 09/01/2021

[Return to Table of Contents](#)



## Bucket A- 30 Days

Account	Identifier	Description	Ending Current Units	Currency	Final Maturity	Security Type	Ending Market Price	Ending Yield	Duration	Convexity	Ending Market Value + Accrued
WWCO-Pool Investments	CCYUSD	Receivable	43,437.50	USD	05/31/2021	CASH	1.0000	0.000	0.000	0.000	43,437.50
WWCO-Pool Investments	3133ELU28	FEDERAL FARM CREDIT BANKS FUNDING CORP	2,000,000.00	USD	07/14/2022	AGCY BOND	100.1980	0.027	0.003	0.000	2,004,493.33
WWCO-Pool Investments	515182EE9	LANE CMNTY COLLEGE ORE	200,000.00	USD	06/15/2021	MUNI	100.0060	0.236	0.047	0.000	200,346.77
<b>WWCO-Pool Investments</b>	<b>---</b>	<b>---</b>	<b>2,243,437.50</b>	<b>USD</b>	<b>06/01/2022</b>	<b>---</b>	<b>98.2644</b>	<b>0.045</b>	<b>0.007</b>	<b>0.000</b>	<b>2,248,277.60</b>

## Bucket B- 90 Days

Account	Identifier	Description	Ending Current Units	Currency	Final Maturity	Security Type	Ending Market Price	Ending Yield	Duration	Convexity	Ending Market Value + Accrued
WWCO-Pool Investments	45950KCJ7	INTERNATIONAL FINANCE CORP	2,000,000.00	USD	07/20/2021	SUPRANATIONAL	100.1430	0.134	0.144	0.000	2,011,047.50
<b>WWCO-Pool Investments</b>	<b>45950KCJ7</b>	<b>INTERNATIONAL FINANCE CORP</b>	<b>2,000,000.00</b>	<b>USD</b>	<b>07/20/2021</b>	<b>SUPRANATIONAL</b>	<b>100.1430</b>	<b>0.134</b>	<b>0.144</b>	<b>0.000</b>	<b>2,011,047.50</b>

## Bucket C- 1 yr

Account	Identifier	Description	Ending Current Units	Currency	Final Maturity	Security Type	Ending Market Price	Ending Yield	Duration	Convexity	Ending Market Value + Accrued
WWCO-Pool Investments	3133ELK37	FEDERAL FARM CREDIT BANKS FUNDING CORP	2,000,000.00	USD	06/16/2025	AGCY BOND	100.0270	0.239	0.391	-1.014	2,007,690.00
WWCO-Pool Investments	3130AABG2	FEDERAL HOME LOAN BANKS	2,500,000.00	USD	11/29/2021	AGCY BOND	100.9080	0.068	0.498	0.005	2,522,960.42





# GPA Maturity Sectors

As of 05/31/2021

# WWCO-Pool Investments (170758)

Dated: 09/01/2021

[Return to Table of Contents](#)

Account	Identifier	Description	Ending Current Units	Currency	Final Maturity	Security Type	Ending Market Price	Ending Yield	Duration	Convexity	Ending Market Value + Accrued
WWCO-Pool Investments	720424D31	PIERCE CNTY WASH SCH DIST NO 010 TACOMA	1,355,000.00	USD	12/01/2021	MUNI	100.1140	0.055	0.507	0.005	1,358,739.46
WWCO-Pool Investments	30229AYV5	Exxon Mobil Corporation	3,000,000.00	USD	11/29/2021	CP	99.9346	0.127	0.514	0.008	2,998,039.17
WWCO-Pool Investments	459058FY4	INTERNATIONAL BANK FOR RECONSTRUCTION AND DEVELOPM	3,000,000.00	USD	01/26/2022	SUPRANATIONAL	101.2240	0.147	0.656	0.008	3,057,553.33
WWCO-Pool Investments	3132X0PX3	FEDERAL AGRICULTURAL MORTGAGE CORP	2,000,000.00	USD	02/23/2022	AGCY BOND	101.4910	0.074	0.731	0.009	2,041,253.33
WWCO-Pool Investments	3133EL4T8	FEDERAL FARM CREDIT BANKS FUNDING CORP	2,000,000.00	USD	02/24/2022	AGCY BOND	100.0480	0.085	0.738	0.009	2,001,768.33
<b>WWCO-Pool Investments</b>	<b>---</b>	<b>---</b>	<b>15,855,000.00</b>	<b>USD</b>	<b>06/13/2022</b>	<b>---</b>	<b>100.5746</b>	<b>0.117</b>	<b>0.578</b>	<b>-0.121</b>	<b>15,988,004.05</b>

## Bucket D- 2 yrs

Account	Identifier	Description	Ending Current Units	Currency	Final Maturity	Security Type	Ending Market Price	Ending Yield	Duration	Convexity	Ending Market Value + Accrued
WWCO-Pool Investments	515182EF6	LANE CMNTY COLLEGE ORE	200,000.00	USD	06/15/2022	MUNI	100.3500	0.188	1.042	0.016	201,182.32
WWCO-Pool Investments	179093KN8	CLACKAMAS CNTY ORE SCH DIST NO 12 NORTH CLACKAMAS	1,000,000.00	USD	06/15/2022	MUNI	100.1720	0.177	1.044	0.016	1,003,292.39
WWCO-Pool Investments	901561HT0	TWIN FALLS CNTY IDAHO SCH DIST NO 411	375,000.00	USD	09/15/2022	MUNI	104.8730	0.235	1.267	0.023	396,440.42
WWCO-Pool Investments	882830AR3	TEXAS TRANSN COMMN	2,000,000.00	USD	10/01/2022	MUNI	100.2480	0.150	1.338	0.025	2,006,076.67
WWCO-Pool Investments	13063CHA1	CALIFORNIA ST	2,000,000.00	USD	11/01/2022	MUNI	106.9500	0.117	1.389	0.027	2,147,333.33
WWCO-Pool Investments	13063CJR2	CALIFORNIA ST	2,000,000.00	USD	12/01/2022	MUNI	107.3540	0.119	1.439	0.029	2,197,080.00
WWCO-Pool Investments	720577XP5	PIERCE CNTY WASH SCH DIST NO 401 PENINSULA	500,000.00	USD	12/01/2022	MUNI	107.3070	0.148	1.439	0.029	549,035.00
WWCO-Pool Investments	720611YM8	PIERCE CNTY WASH SCH DIST NO 403 BETHEL	750,000.00	USD	12/01/2022	MUNI	105.8420	0.122	1.452	0.029	808,815.00
WWCO-Pool Investments	91523NMU7	UNIVERSITY WASH UNIV REVS IAM COML PAPER NTS 3/A2	500,000.00	USD	12/01/2022	MUNI	103.3690	0.223	1.471	0.029	523,000.00
WWCO-Pool Investments	912828M80	UNITED STATES TREASURY	2,000,000.00	USD	11/30/2022	US GOV	102.8200	0.128	1.478	0.030	2,056,509.29
WWCO-Pool Investments	3133EMMN9	FEDERAL FARM CREDIT BANKS FUNDING CORP	2,000,000.00	USD	01/11/2024	AGCY BOND	99.8290	0.256	1.540	-1.359	1,998,057.78
WWCO-Pool Investments	06406RAE7	BANK OF NEW YORK MELLON CORP	2,000,000.00	USD	01/29/2023	CORP	104.3660	0.192	1.549	0.031	2,107,314.44
WWCO-Pool Investments	912828P79	UNITED STATES TREASURY	2,000,000.00	USD	02/28/2023	US GOV	102.3710	0.149	1.735	0.039	2,055,001.52
WWCO-Pool Investments	736688LG5	PORTLAND ORE CMNTY COLLEGE DIST	600,000.00	USD	06/01/2023	MUNI	106.3600	0.320	1.924	0.048	648,660.00
WWCO-Pool Investments	93974EHJ8	WASHINGTON ST	1,000,000.00	USD	07/01/2023	MUNI	110.1060	0.158	1.979	0.051	1,121,893.33
WWCO-Pool Investments	68609TVK1	OREGON ST	100,000.00	USD	06/01/2023	MUNI	100.9000	0.206	1.990	0.050	101,227.50
<b>WWCO-Pool Investments</b>	<b>---</b>	<b>---</b>	<b>19,025,000.00</b>	<b>USD</b>	<b>01/24/2023</b>	<b>---</b>	<b>103.9826</b>	<b>0.166</b>	<b>1.503</b>	<b>-0.109</b>	<b>19,920,918.99</b>

## Bucket E- 3 yrs

Account	Identifier	Description	Ending Current Units	Currency	Final Maturity	Security Type	Ending Market Price	Ending Yield	Duration	Convexity	Ending Market Value + Accrued
WWCO-Pool Investments	3135G06F5	FEDERAL NATIONAL MORTGAGE ASSOCIATION	2,000,000.00	USD	11/16/2023	AGCY BOND	100.0850	0.252	2.001	-0.534	2,001,958.33
WWCO-Pool Investments	89114QCG1	TORONTO-DOMINION BANK	3,000,000.00	USD	06/12/2023	CORP	100.9180	0.298	2.017	0.051	3,038,102.50
WWCO-Pool Investments	515182EG4	LANE CMNTY COLLEGE ORE	250,000.00	USD	06/15/2023	MUNI	100.6670	0.311	2.028	0.051	252,402.97
WWCO-Pool Investments	938429V46	WASHINGTON CNTY ORE SCH DIST NO 48J BEAVERTON	1,000,000.00	USD	06/15/2023	MUNI	100.6700	0.241	2.031	0.052	1,009,323.72
WWCO-Pool Investments	94988J5R4	WELLS FARGO BANK NA	1,375,000.00	USD	08/14/2023	CORP	106.9320	0.280	2.050	0.053	1,484,823.16
WWCO-Pool Investments	166756AJ5	CHEVRON USA INC	2,000,000.00	USD	08/11/2023	CORP	100.5800	0.162	2.190	0.059	2,014,203.33
WWCO-Pool Investments	901561HU7	TWIN FALLS CNTY IDAHO SCH DIST NO 411	300,000.00	USD	09/15/2023	MUNI	108.1500	0.431	2.201	0.061	326,983.33
WWCO-Pool Investments	13607RAD2	CANADIAN IMPERIAL BANK OF COMMERCE	2,000,000.00	USD	09/13/2023	CORP	107.1760	0.353	2.207	0.061	2,158,686.67
WWCO-Pool Investments	720577XQ3	PIERCE CNTY WASH SCH DIST NO 401 PENINSULA	250,000.00	USD	12/01/2023	MUNI	111.7420	0.298	2.341	0.069	285,605.00



# GPA Maturity Sectors

As of 05/31/2021

# WWCO-Pool Investments (170758)

Dated: 09/01/2021

[Return to Table of Contents](#)

Account	Identifier	Description	Ending Current Units	Currency	Final Maturity	Security Type	Ending Market Price	Ending Yield	Duration	Convexity	Ending Market Value + Accrued
WWCO-Pool Investments	495260L82	KING CNTY WASH SCH DIST NO 414 LAKE WASHINGTON	1,655,000.00	USD	12/01/2023	MUNI	109.4130	0.234	2.371	0.070	1,843,885.15
WWCO-Pool Investments	3137EAEZ8	FEDERAL HOME LOAN MORTGAGE CORP	2,000,000.00	USD	11/06/2023	AGCY BOND	100.0890	0.213	2.430	0.071	2,002,127.22
WWCO-Pool Investments	3135G06H1	FEDERAL NATIONAL MORTGAGE ASSOCIATION	1,500,000.00	USD	11/27/2023	AGCY BOND	100.1100	0.206	2.488	0.074	1,501,691.67
WWCO-Pool Investments	3133ELH80	FEDERAL FARM CREDIT BANKS FUNDING CORP	2,000,000.00	USD	06/10/2025	AGCY BOND	99.8320	0.722	2.560	-1.747	2,003,100.00
WWCO-Pool Investments	3133EMRZ7	FEDERAL FARM CREDIT BANKS FUNDING CORP	2,000,000.00	USD	02/26/2024	AGCY BOND	99.9290	0.276	2.731	0.088	1,999,899.44
WWCO-Pool Investments	179198JF4	CLACKAMAS CNTY ORE SCH DIST NO 086	1,000,000.00	USD	06/15/2024	MUNI	101.3350	0.389	2.999	0.106	1,017,177.22
WWCO-Pool Investments	515182EH2	LANE CMNTY COLLEGE ORE	390,000.00	USD	06/15/2024	MUNI	100.9750	0.458	3.000	0.106	395,207.00
<b>WWCO-Pool Investments</b>	<b>---</b>	<b>---</b>	<b>22,720,000.00</b>	<b>USD</b>	<b>12/08/2023</b>	<b>---</b>	<b>102.3886</b>	<b>0.309</b>	<b>2.319</b>	<b>-0.140</b>	<b>23,335,176.72</b>

## Bucket F- 5 yrs

Account	Identifier	Description	Ending Current Units	Currency	Final Maturity	Security Type	Ending Market Price	Ending Yield	Duration	Convexity	Ending Market Value + Accrued
WWCO-Pool Investments	938429V53	WASHINGTON CNTY ORE SCH DIST NO 48J BEAVERTON	1,000,000.00	USD	06/15/2024	MUNI	101.1000	0.398	3.002	0.106	1,014,513.67
WWCO-Pool Investments	179093KQ1	CLACKAMAS CNTY ORE SCH DIST NO 12 NORTH CLACKAMAS	500,000.00	USD	06/15/2024	MUNI	100.0470	0.597	3.006	0.106	501,648.31
WWCO-Pool Investments	9397203G1	WASHINGTON ST CTFS PARTN	575,000.00	USD	07/01/2024	MUNI	101.0780	0.747	3.024	0.108	583,833.92
WWCO-Pool Investments	912828YE4	UNITED STATES TREASURY	2,000,000.00	USD	08/31/2024	US GOV	102.8400	0.372	3.189	0.119	2,063,117.93
WWCO-Pool Investments	495260L90	KING CNTY WASH SCH DIST NO 414 LAKE WASHINGTON	1,900,000.00	USD	12/01/2024	MUNI	112.7290	0.347	3.259	0.128	2,179,851.00
WWCO-Pool Investments	459058DX8	INTERNATIONAL BANK FOR RECONSTRUCTION AND DEVELOPM	2,000,000.00	USD	11/25/2024	SUPRANATIONAL	106.8630	0.514	3.361	0.132	2,138,093.33
WWCO-Pool Investments	45950VPG5	INTERNATIONAL FINANCE CORPORATION	2,000,000.00	USD	11/19/2024	SUPRANATIONAL	99.8470	0.469	3.445	0.136	1,997,223.33
WWCO-Pool Investments	3133EMFR8	FEDERAL FARM CREDIT BANKS FUNDING CORP	2,000,000.00	USD	11/03/2025	AGCY BOND	98.5250	0.880	3.728	-1.139	1,971,340.00
WWCO-Pool Investments	938429V61	WASHINGTON CNTY ORE SCH DIST NO 48J BEAVERTON	1,000,000.00	USD	06/15/2025	MUNI	101.0090	0.659	3.954	0.178	1,014,295.33
WWCO-Pool Investments	515182EJ8	LANE CMNTY COLLEGE ORE	500,000.00	USD	06/15/2025	MUNI	100.7670	0.659	3.959	0.179	505,797.03
WWCO-Pool Investments	179093KR9	CLACKAMAS CNTY ORE SCH DIST NO 12 NORTH CLACKAMAS	1,500,000.00	USD	06/15/2025	MUNI	99.5830	0.818	3.967	0.179	1,498,676.58
WWCO-Pool Investments	9397203H9	WASHINGTON ST CTFS PARTN	330,000.00	USD	07/01/2025	MUNI	101.0430	0.940	3.968	0.180	335,091.90
WWCO-Pool Investments	515300TF8	LANE CNTY ORE SCH DIST NO 4 J EUGENE	2,000,000.00	USD	06/15/2025	MUNI	99.7300	0.768	3.970	0.179	2,001,055.56
WWCO-Pool Investments	180848P23	CLARK CNTY NEV	2,000,000.00	USD	11/01/2025	MUNI	99.7080	0.917	4.330	0.211	1,995,576.67
WWCO-Pool Investments	625506QP8	MULTNOMAH CNTY ORE	2,000,000.00	USD	06/15/2026	MUNI	99.2970	0.943	4.920	0.270	1,991,495.56
<b>WWCO-Pool Investments</b>	<b>---</b>	<b>---</b>	<b>21,305,000.00</b>	<b>USD</b>	<b>04/15/2025</b>	<b>---</b>	<b>102.0856</b>	<b>0.653</b>	<b>3.721</b>	<b>0.045</b>	<b>21,791,610.11</b>

## Summary

Account	Identifier	Description	Ending Current Units	Currency	Final Maturity	Security Type	Ending Market Price	Ending Yield	Duration	Convexity	Ending Market Value + Accrued
<b>WWCO-Pool Investments</b>	<b>---</b>	<b>---</b>	<b>83,148,437.50</b>	<b>USD</b>	<b>09/14/2023</b>	<b>---</b>	<b>102.1818</b>	<b>0.316</b>	<b>2.048</b>	<b>-0.075</b>	<b>85,295,034.98</b>

\* Grouped by: GPA Effective Duration Bands. \* Groups Sorted by: GPA Effective Duration Bands. \* Weighted by: Ending Market Value + Accrued.



# GPA Credit Event

Base Currency: USD 05/01/2021 - 05/31/2021

# WWCO-Pool Investments (170758)

Dated: 09/01/2021

[Return to Table of Contents](#)

<i>Account</i>	<i>Identifier</i>	<i>Description</i>	<i>Effective Date</i>	<i>Agency</i>	<i>Old Value</i>	<i>New Value</i>	<i>Event Type</i>
----------------	-------------------	--------------------	-----------------------	---------------	------------------	------------------	-------------------



# GPA Holdings Report by Type

As of 05/31/2021

[Return to Table of Contents](#)

# WWCO-Pool Investments (170758)

Dated: 09/01/2021

## Cash

Cusip, Settle Date	Par Value	Security	Coupon Rate	Final Maturity, Next Call Date	Market Value, Accrued Balance	Market Value + Accrued	Net Unrealized Gain/Loss	% of Portfolio	Book Yield	Effective Duration
CCYUSD ---	43,437.50	Receivable	0.000	05/31/2021 ---	43,437.50 0.00	43,437.50	0.00	0.051%	0.000	0.000
<b>CCYUSD ---</b>	<b>43,437.50</b>	<b>Receivable</b>	<b>0.000</b>	<b>05/31/2021 ---</b>	<b>43,437.50 0.00</b>	<b>43,437.50</b>	<b>0.00</b>	<b>0.051%</b>	<b>0.000</b>	<b>0.000</b>

## Commercial Paper

Cusip, Settle Date	Par Value	Security	Coupon Rate	Final Maturity, Next Call Date	Market Value, Accrued Balance	Market Value + Accrued	Net Unrealized Gain/Loss	% of Portfolio	Book Yield	Effective Duration
30229AYV5 03/05/2021	3,000,000.00	Exxon Mobil Corporation	0.000	11/29/2021 ---	2,998,039.17 0.00	2,998,039.17	0.01	3.515%	0.130	0.514
<b>30229AYV5 03/05/2021</b>	<b>3,000,000.00</b>	<b>Exxon Mobil Corporation</b>	<b>0.000</b>	<b>11/29/2021 ---</b>	<b>2,998,039.17 0.00</b>	<b>2,998,039.17</b>	<b>0.01</b>	<b>3.515%</b>	<b>0.130</b>	<b>0.514</b>

## Corporate

Cusip, Settle Date	Par Value	Security	Coupon Rate	Final Maturity, Next Call Date	Market Value, Accrued Balance	Market Value + Accrued	Net Unrealized Gain/Loss	% of Portfolio	Book Yield	Effective Duration
06406RAE7 03/29/2021	2,000,000.00	BANK OF NEW YORK MELLON CORP	2.950	01/29/2023 12/29/2022	2,087,320.00 19,994.44	2,107,314.44	3,314.00	2.471%	0.275	1.549
94988J5R4 04/19/2021	1,375,000.00	WELLS FARGO BANK NA	3.550	08/14/2023 07/14/2023	1,470,315.00 14,508.16	1,484,823.16	3,589.93	1.741%	0.384	2.050
13607RAD2 03/25/2021	2,000,000.00	CANADIAN IMPERIAL BANK OF COMMERCE	3.500	09/13/2023 ---	2,143,520.00 15,166.67	2,158,686.67	4,143.99	2.531%	0.425	2.207
89114QCG1 03/16/2021	3,000,000.00	TORONTO-DOMINION BANK	0.750	06/12/2023 ---	3,027,540.00 10,562.50	3,038,102.50	10,446.27	3.562%	0.467	2.017
166756AJ5 03/29/2021	2,000,000.00	CHEVRON USA INC	0.426	08/11/2023 ---	2,011,600.00 2,603.33	2,014,203.33	8,933.09	2.361%	0.365	2.190
<b>---</b>	<b>10,375,000.00</b>	<b>---</b>	<b>2.053</b>	<b>06/24/2023 ---</b>	<b>10,740,295.00 62,835.10</b>	<b>10,803,130.10</b>	<b>30,427.28</b>	<b>12.666%</b>	<b>0.391</b>	<b>2.001</b>

## Municipal

Cusip, Settle Date	Par Value	Security	Coupon Rate	Final Maturity, Next Call Date	Market Value, Accrued Balance	Market Value + Accrued	Net Unrealized Gain/Loss	% of Portfolio	Book Yield	Effective Duration
13063CJR2 04/30/2020	2,000,000.00	CALIFORNIA ST	5.000	12/01/2022 ---	2,147,080.00 50,000.00	2,197,080.00	36,760.93	2.576%	1.250	1.439
91523NMU7 09/25/2017	500,000.00	UNIVERSITY WASH UNIV REVS IAM COML PAPER NTS 3/A2	2.462	12/01/2022 ---	516,845.00 6,155.00	523,000.00	15,608.23	0.613%	2.286	1.471
736688LG5 04/17/2020	600,000.00	PORTLAND ORE CMNTY COLLEGE DIST	3.500	06/01/2023 ---	638,160.00 10,500.00	648,660.00	8,710.26	0.760%	1.000	1.924
720577XQ3 05/05/2020	250,000.00	PIERCE CNTY WASH SCH DIST NO 401 PENINSULA	5.000	12/01/2023 ---	279,355.00 6,250.00	285,605.00	4,866.66	0.335%	1.000	2.341
720577XP5 05/05/2020	500,000.00	PIERCE CNTY WASH SCH DIST NO 401 PENINSULA	5.000	12/01/2022 ---	536,535.00 12,500.00	549,035.00	6,846.81	0.644%	0.980	1.439
93974EHJ8 04/29/2020	1,000,000.00	WASHINGTON ST	5.000	07/01/2023 ---	1,101,060.00 20,833.33	1,121,893.33	19,960.52	1.315%	1.031	1.979
13063CHA1 04/30/2020	2,000,000.00	CALIFORNIA ST	5.000	11/01/2022 ---	2,139,000.00 8,333.33	2,147,333.33	34,709.33	2.518%	1.250	1.389
495260L90 05/28/2020	1,900,000.00	KING CNTY WASH SCH DIST NO 414 LAKE WASHINGTON	4.000	12/01/2024 ---	2,141,851.00 38,000.00	2,179,851.00	68,072.31	2.556%	1.300	3.259
495260L82 05/28/2020	1,655,000.00	KING CNTY WASH SCH DIST NO 414 LAKE WASHINGTON	4.000	12/01/2023 ---	1,810,785.15 33,100.00	1,843,885.15	42,741.90	2.162%	1.200	2.371
720611YM8 05/27/2020	750,000.00	PIERCE CNTY WASH SCH DIST NO 403 BETHEL	4.000	12/01/2022 ---	793,815.00 15,000.00	808,815.00	10,245.52	0.948%	0.970	1.452



# GPA Holdings Report by Type

As of 05/31/2021

[Return to Table of Contents](#)

# WWCO-Pool Investments (170758)

Dated: 09/01/2021

Cusip, Settle Date	Par Value	Security	Coupon Rate	Final Maturity, Next Call Date	Market Value, Accrued Balance	Market Value + Accrued	Net Unrealized Gain/Loss	% of Portfolio	Book Yield	Effective Duration
68609TVK1 06/17/2020	100,000.00	OREGON ST	0.655	06/01/2023 ---	100,900.00 327.50	101,227.50	900.00	0.119%	0.655	1.990
938429V46 06/30/2020	1,000,000.00	WASHINGTON CNTY ORE SCH DIST NO 48J BEAVERTON	0.569	06/15/2023 ---	1,006,700.00 2,623.72	1,009,323.72	6,700.00	1.183%	0.569	2.031
938429V53 06/30/2020	1,000,000.00	WASHINGTON CNTY ORE SCH DIST NO 48J BEAVERTON	0.762	06/15/2024 ---	1,011,000.00 3,513.67	1,014,513.67	11,000.00	1.189%	0.762	3.002
938429V61 06/30/2020	1,000,000.00	WASHINGTON CNTY ORE SCH DIST NO 48J BEAVERTON	0.912	06/15/2025 ---	1,010,090.00 4,205.33	1,014,295.33	10,090.00	1.189%	0.912	3.954
9397203H9 07/21/2020	330,000.00	WASHINGTON ST CTFS PARTN	1.200	07/01/2025 ---	333,441.90 1,650.00	335,091.90	1,741.86	0.393%	1.070	3.968
9397203G1 07/21/2020	575,000.00	WASHINGTON ST CTFS PARTN	1.100	07/01/2024 ---	581,198.50 2,635.42	583,833.92	2,725.36	0.684%	0.900	3.024
882830AR3 08/05/2020	2,000,000.00	TEXAS TRANSN COMMN	0.335	10/01/2022 ---	2,004,960.00 1,116.67	2,006,076.67	4,960.00	2.352%	0.335	1.338
515182EJ8 08/13/2020	500,000.00	LANE CMNTY COLLEGE ORE	0.851	06/15/2025 ---	503,835.00 1,962.03	505,797.03	3,835.00	0.593%	0.851	3.959
515182EH2 08/13/2020	390,000.00	LANE CMNTY COLLEGE ORE	0.781	06/15/2024 ---	393,802.50 1,404.50	395,207.00	3,802.50	0.463%	0.781	3.000
515182EG4 08/13/2020	250,000.00	LANE CMNTY COLLEGE ORE	0.638	06/15/2023 ---	251,667.50 735.47	252,402.97	1,667.50	0.296%	0.638	2.028
515182EF6 08/13/2020	200,000.00	LANE CMNTY COLLEGE ORE	0.523	06/15/2022 ---	200,700.00 482.32	201,182.32	700.00	0.236%	0.523	1.042
515182EE9 08/13/2020	200,000.00	LANE CMNTY COLLEGE ORE	0.363	06/15/2021 ---	200,012.00 334.77	200,346.77	12.00	0.235%	0.363	0.047
179198JF4 08/11/2020	1,000,000.00	CLACKAMAS CNTY ORE SCH DIST NO 086	0.830	06/15/2024 ---	1,013,350.00 3,827.22	1,017,177.22	13,350.00	1.193%	0.830	2.999
515300TF8 09/15/2020	2,000,000.00	LANE CNTY ORE SCH DIST NO 4 J EUGENE	0.700	06/15/2025 ---	1,994,600.00 6,455.56	2,001,055.56	-12,902.60	2.346%	0.606	3.970
901561HU7 09/16/2020	300,000.00	TWIN FALLS CNTY IDAHO SCH DIST NO 411	4.000	09/15/2023 ---	324,450.00 2,533.33	326,983.33	364.95	0.383%	0.466	2.201
901561HT0 09/16/2020	375,000.00	TWIN FALLS CNTY IDAHO SCH DIST NO 411	4.000	09/15/2022 ---	393,273.75 3,166.67	396,440.42	705.74	0.465%	0.353	1.267
179093KR9 10/01/2020	1,500,000.00	CLACKAMAS CNTY ORE SCH DIST NO 12 NORTH CLACKAMAS	0.713	06/15/2025 ---	1,493,745.00 4,931.58	1,498,676.58	-6,255.00	1.757%	0.713	3.967
179093KQ1 10/01/2020	500,000.00	CLACKAMAS CNTY ORE SCH DIST NO 12 NORTH CLACKAMAS	0.613	06/15/2024 ---	500,235.00 1,413.31	501,648.31	235.00	0.588%	0.613	3.006
179093KN8 10/01/2020	1,000,000.00	CLACKAMAS CNTY ORE SCH DIST NO 12 NORTH CLACKAMAS	0.341	06/15/2022 ---	1,001,720.00 1,572.39	1,003,292.39	1,720.00	1.176%	0.341	1.044
180848P23 10/28/2020	2,000,000.00	CLARK CNTY NEV	0.850	11/01/2025 ---	1,994,160.00 1,416.67	1,995,576.67	-6,686.69	2.340%	0.840	4.330
720424D31 11/02/2020	1,355,000.00	PIERCE CNTY WASH SCH DIST NO 010 TACOMA	0.279	12/01/2021 ---	1,356,544.70 2,194.76	1,358,739.46	1,544.70	1.593%	0.279	0.507
625506QP8 01/26/2021	2,000,000.00	MULTNOMAH CNTY ORE	0.800	06/15/2026 ---	1,985,940.00 5,555.56	1,991,495.56	-17,990.82	2.335%	0.760	4.920
---	<b>30,730,000.00</b>	---	<b>2.188</b>	<b>02/02/2024</b> ---	<b>31,760,812.00</b> <b>254,730.10</b>	<b>32,015,542.10</b>	<b>270,741.99</b>	<b>37.535%</b>	<b>0.865</b>	<b>2.603</b>

## Secondary Agency

Cusip, Settle Date	Par Value	Security	Coupon Rate	Final Maturity, Next Call Date	Market Value, Accrued Balance	Market Value + Accrued	Net Unrealized Gain/Loss	% of Portfolio	Book Yield	Effective Duration
3132X0PX3 02/23/2017	2,000,000.00	FEDERAL AGRICULTURAL MORTGAGE CORP	2.100	02/23/2022 ---	2,029,820.00 11,433.33	2,041,253.33	29,307.95	2.393%	2.063	0.731
<b>3132X0PX3 02/23/2017</b>	<b>2,000,000.00</b>	<b>FEDERAL AGRICULTURAL MORTGAGE CORP</b>	<b>2.100</b>	<b>02/23/2022</b> ---	<b>2,029,820.00</b> <b>11,433.33</b>	<b>2,041,253.33</b>	<b>29,307.95</b>	<b>2.393%</b>	<b>2.063</b>	<b>0.731</b>



# GPA Holdings Report by Type

As of 05/31/2021

[Return to Table of Contents](#)

# WWCO-Pool Investments (170758)

Dated: 09/01/2021

## Supranational

Cusip, Settle Date	Par Value	Security	Coupon Rate	Final Maturity, Next Call Date	Market Value, Accrued Balance	Market Value + Accrued	Net Unrealized Gain/Loss	% of Portfolio	Book Yield	Effective Duration
459058DX8 05/06/2021	2,000,000.00	INTERNATIONAL BANK FOR RECONSTRUCTION AND DEVELOPM	2.500	11/25/2024 ---	2,137,260.00 833.33	2,138,093.33	395.35	2.507%	0.514	3.361
45950KCJ7 09/22/2020	2,000,000.00	INTERNATIONAL FINANCE CORP	1.125	07/20/2021 ---	2,002,860.00 8,187.50	2,011,047.50	294.42	2.358%	0.172	0.144
459058FY4 05/06/2021	3,000,000.00	INTERNATIONAL BANK FOR RECONSTRUCTION AND DEVELOPM	2.000	01/26/2022 ---	3,036,720.00 20,833.33	3,057,553.33	-639.76	3.585%	0.087	0.656
45950VPG5 12/07/2020	2,000,000.00	INTERNATIONAL FINANCE CORPORATION	0.425	11/19/2024 ---	1,996,940.00 283.33	1,997,223.33	-7,393.97	2.342%	0.362	3.445
---	<b>9,000,000.00</b>	---	<b>1.583</b>	<b>03/24/2023</b> ---	<b>9,173,780.00</b> <b>30,137.50</b>	<b>9,203,917.50</b>	<b>-7,343.95</b>	<b>10.791%</b>	<b>0.264</b>	<b>1.778</b>

## US Agency Bullet

Cusip, Settle Date	Par Value	Security	Coupon Rate	Final Maturity, Next Call Date	Market Value, Accrued Balance	Market Value + Accrued	Net Unrealized Gain/Loss	% of Portfolio	Book Yield	Effective Duration
3130AABG2 04/18/2019	2,500,000.00	FEDERAL HOME LOAN BANKS	1.875	11/29/2021 ---	2,522,700.00 260.42	2,522,960.42	28,911.81	2.958%	2.396	0.498
3133ELU28 09/22/2020	2,000,000.00	FEDERAL FARM CREDIT BANKS FUNDING CORP	0.200	07/14/2022 ---	2,003,960.00 533.33	2,004,493.33	1,462.55	2.350%	0.091	0.003
3133EL4T8 09/22/2020	2,000,000.00	FEDERAL FARM CREDIT BANKS FUNDING CORP	0.150	02/24/2022 ---	2,000,960.00 808.33	2,001,768.33	1,067.20	2.347%	0.157	0.738
3137EAEZ8 11/12/2020	2,000,000.00	FEDERAL HOME LOAN MORTGAGE CORP	0.250	11/06/2023 ---	2,001,780.00 347.22	2,002,127.22	4,144.74	2.347%	0.299	2.430
3135G06H1 02/19/2021	1,500,000.00	FEDERAL NATIONAL MORTGAGE ASSOCIATION	0.250	11/27/2023 ---	1,501,650.00 41.67	1,501,691.67	-173.39	1.761%	0.201	2.488
3133EMRZ7 04/22/2021	2,000,000.00	FEDERAL FARM CREDIT BANKS FUNDING CORP	0.250	02/26/2024 ---	1,998,580.00 1,319.44	1,999,899.44	733.85	2.345%	0.290	2.731
---	<b>12,000,000.00</b>	---	<b>0.566</b>	<b>12/31/2022</b> ---	<b>12,029,630.00</b> <b>3,310.42</b>	<b>12,032,940.42</b>	<b>36,146.74</b>	<b>14.107%</b>	<b>0.667</b>	<b>1.397</b>

## US Agency Callable

Cusip, Settle Date	Par Value	Security	Coupon Rate	Final Maturity, Next Call Date	Market Value, Accrued Balance	Market Value + Accrued	Net Unrealized Gain/Loss	% of Portfolio	Book Yield	Effective Duration
3133ELH80 06/10/2020	2,000,000.00	FEDERAL FARM CREDIT BANKS FUNDING CORP	0.680	06/10/2025 06/10/2022	1,996,640.00 6,460.00	2,003,100.00	-3,360.00	2.348%	0.680	2.560
3133ELK37 06/16/2020	2,000,000.00	FEDERAL FARM CREDIT BANKS FUNDING CORP	0.780	06/16/2025 07/05/2021	2,000,540.00 7,150.00	2,007,690.00	540.00	2.354%	0.780	0.391
3133EMFR8 11/12/2020	2,000,000.00	FEDERAL FARM CREDIT BANKS FUNDING CORP	0.540	11/03/2025 11/03/2022	1,970,500.00 840.00	1,971,340.00	-21,753.52	2.311%	0.629	3.728
3135G06F5 11/16/2020	2,000,000.00	FEDERAL NATIONAL MORTGAGE ASSOCIATION	0.310	11/16/2023 11/16/2022	2,001,700.00 258.33	2,001,958.33	1,700.00	2.347%	0.310	2.001
3133EMMN9 01/14/2021	2,000,000.00	FEDERAL FARM CREDIT BANKS FUNDING CORP	0.190	01/11/2024 01/11/2022	1,996,580.00 1,477.78	1,998,057.78	598.68	2.343%	0.267	1.540
---	<b>10,000,000.00</b>	---	<b>0.500</b>	<b>12/04/2024</b> ---	<b>9,965,960.00</b> <b>16,186.11</b>	<b>9,982,146.11</b>	<b>-22,274.84</b>	<b>11.703%</b>	<b>0.533</b>	<b>2.038</b>

## US Treasury

Cusip, Settle Date	Par Value	Security	Coupon Rate	Final Maturity, Next Call Date	Market Value, Accrued Balance	Market Value + Accrued	Net Unrealized Gain/Loss	% of Portfolio	Book Yield	Effective Duration
912828M80 04/27/2018	2,000,000.00	UNITED STATES TREASURY	2.000	11/30/2022 ---	2,056,400.00 109.29	2,056,509.29	78,467.96	2.411%	2.790	1.478
912828P79 01/14/2021	2,000,000.00	UNITED STATES TREASURY	1.500	02/28/2023 ---	2,047,420.00 7,581.52	2,055,001.52	608.20	2.409%	0.157	1.735



# GPA Holdings Report by Type

## WWCO-Pool Investments (170758)

As of 05/31/2021

[Return to Table of Contents](#)

Dated: 09/01/2021

<i>Cusip, Settle Date</i>	<i>Par Value</i>	<i>Security</i>	<i>Coupon Rate</i>	<i>Final Maturity, Next Call Date</i>	<i>Market Value, Accrued Balance</i>	<i>Market Value + Accrued</i>	<i>Net Unrealized Gain/Loss</i>	<i>% of Portfolio</i>	<i>Book Yield</i>	<i>Effective Duration</i>
912828YE4 04/22/2021	2,000,000.00	UNITED STATES TREASURY	1.250	08/31/2024 ---	2,056,800.00 6,317.93	2,063,117.93	2,837.21	2.419%	0.412	3.189
---	<b>6,000,000.00</b>	<b>UNITED STATES TREASURY</b>	<b>1.583</b>	<b>08/01/2023</b> ---	<b>6,160,620.00</b> <b>14,008.75</b>	<b>6,174,628.75</b>	<b>81,913.37</b>	<b>7.239%</b>	<b>1.119</b>	<b>2.135</b>

### Summary

<i>Cusip, Settle Date</i>	<i>Par Value</i>	<i>Security</i>	<i>Coupon Rate</i>	<i>Final Maturity, Next Call Date</i>	<i>Market Value, Accrued Balance</i>	<i>Market Value + Accrued</i>	<i>Net Unrealized Gain/Loss</i>	<i>% of Portfolio</i>	<i>Book Yield</i>	<i>Effective Duration</i>
---	<b>83,148,437.50</b>	---	<b>1.555</b>	<b>09/14/2023</b> ---	<b>84,902,393.67</b> <b>392,641.31</b>	<b>85,295,034.98</b>	<b>418,918.54</b>	<b>100.000%</b>	<b>0.694</b>	<b>2.048</b>

\* Grouped by: GPA Security Type. \* Groups Sorted by: GPA Security Type. \* Weighted by: Market Value + Accrued. \* Holdings Displayed by: Position by Account.



# GPA Transaction Report (1)

05/01/2021 - 05/31/2021

[Return to Table of Contents](#)

# WWCO-Pool Investments (170758)

Dated: 09/01/2021

## Buy

Account	Identifier	Security	Quantity	Transaction Type	Settle Date	Price	Cash Affecting Amount	Non Cash Affecting Amount
WWCO-Pool Investments	459058DX8	INTERNATIONAL BANK FOR RECONSTRUCTION AND DEVELOPM	2,000,000.00	Buy	05/06/2021	106.983	-2,162,021.11	-2,162,021.11
WWCO-Pool Investments	459058FY4	INTERNATIONAL BANK FOR RECONSTRUCTION AND DEVELOPM	3,000,000.00	Buy	05/06/2021	101.381	-3,058,090.67	-3,058,090.67
<b>WWCO-Pool Investments</b>	<b>---</b>	<b>INTERNATIONAL BANK FOR RECONSTRUCTION AND DEVELOPM</b>	<b>5,000,000.00</b>	<b>Buy</b>	<b>05/06/2021</b>	<b>---</b>	<b>-5,220,111.78</b>	<b>-5,220,111.78</b>

## Cash Transfer

Account	Identifier	Security	Quantity	Transaction Type	Settle Date	Price	Cash Affecting Amount	Non Cash Affecting Amount
WWCO-Pool Investments	CCYUSD	US DOLLAR	-64,041.67	Cash Transfer	05/03/2021	---	-64,041.67	-64,041.67
WWCO-Pool Investments	CCYUSD	US DOLLAR	5,220,111.78	Cash Transfer	05/06/2021	---	5,220,111.78	5,220,111.78
WWCO-Pool Investments	CCYUSD	US DOLLAR	-2,513.89	Cash Transfer	05/06/2021	---	-2,513.89	-2,513.89
WWCO-Pool Investments	CCYUSD	US DOLLAR	-3,100.00	Cash Transfer	05/17/2021	---	-3,100.00	-3,100.00
WWCO-Pool Investments	CCYUSD	US DOLLAR	-4,250.00	Cash Transfer	05/19/2021	---	-4,250.00	-4,250.00
WWCO-Pool Investments	CCYUSD	US DOLLAR	-25,000.00	Cash Transfer	05/25/2021	---	-25,000.00	-25,000.00
WWCO-Pool Investments	CCYUSD	US DOLLAR	-1,895.83	Cash Transfer	05/27/2021	---	-1,895.83	-1,895.83
<b>WWCO-Pool Investments</b>	<b>CCYUSD</b>	<b>US DOLLAR</b>	<b>5,119,310.39</b>	<b>Cash Transfer</b>	<b>05/06/2021</b>	<b>---</b>	<b>5,119,310.39</b>	<b>5,119,310.39</b>

## Coupon

Account	Identifier	Security	Quantity	Transaction Type	Settle Date	Price	Cash Affecting Amount	Non Cash Affecting Amount
WWCO-Pool Investments	13063CHA1	CALIFORNIA ST	0.00	Coupon	05/01/2021	---	0.00	50,000.00
WWCO-Pool Investments	13063CHA1	CALIFORNIA ST	0.00	Coupon	05/01/2021	---	50,000.00	0.00
WWCO-Pool Investments	180848P23	CLARK CNTY NEV	0.00	Coupon	05/01/2021	---	0.00	8,641.67
WWCO-Pool Investments	180848P23	CLARK CNTY NEV	0.00	Coupon	05/01/2021	---	8,641.67	0.00
WWCO-Pool Investments	3133EMFR8	FEDERAL FARM CREDIT BANKS FUNDING CORP	0.00	Coupon	05/03/2021	---	5,400.00	5,400.00
WWCO-Pool Investments	3137EAEZ8	FEDERAL HOME LOAN MORTGAGE CORP	0.00	Coupon	05/06/2021	---	2,513.89	2,513.89
WWCO-Pool Investments	3135G06F5	FEDERAL NATIONAL MORTGAGE ASSOCIATION	0.00	Coupon	05/16/2021	---	0.00	3,100.00
WWCO-Pool Investments	3135G06F5	FEDERAL NATIONAL MORTGAGE ASSOCIATION	0.00	Coupon	05/16/2021	---	3,100.00	0.00
WWCO-Pool Investments	45950VPG5	INTERNATIONAL FINANCE CORPORATION	0.00	Coupon	05/19/2021	---	4,250.00	4,250.00
WWCO-Pool Investments	459058DX8	INTERNATIONAL BANK FOR RECONSTRUCTION AND DEVELOPM	0.00	Coupon	05/25/2021	---	25,000.00	25,000.00
WWCO-Pool Investments	3135G06H1	FEDERAL NATIONAL MORTGAGE ASSOCIATION	0.00	Coupon	05/27/2021	---	1,895.83	1,895.83
WWCO-Pool Investments	3130AABG2	FEDERAL HOME LOAN BANKS	0.00	Coupon	05/29/2021	---	0.00	23,437.50
WWCO-Pool Investments	912828M80	UNITED STATES TREASURY	0.00	Coupon	05/31/2021	---	0.00	20,000.00
<b>WWCO-Pool Investments</b>	<b>---</b>	<b>---</b>	<b>0.00</b>	<b>Coupon</b>	<b>05/13/2021</b>	<b>---</b>	<b>100,801.39</b>	<b>144,238.89</b>

## Summary

Account	Identifier	Security	Quantity	Transaction Type	Settle Date	Price	Cash Affecting Amount	Non Cash Affecting Amount
<b>WWCO-Pool Investments</b>	<b>---</b>	<b>---</b>	<b>10,119,310.39</b>	<b>---</b>	<b>05/06/2021</b>	<b>---</b>	<b>0.00</b>	<b>43,437.50</b>

\* Grouped by: Transaction Type. \* Groups Sorted by: Transaction Type. \* Filtered By: Transaction Type ≠ Initial Load. \* Weighted by: Absolute Value of Principal Amount. \* MMF transactions are collapsed. \* Trade transactions are collapsed. \* Cash Entry transactions are expanded.





# GPA Cash Flow Report

Base Currency: USD As of 05/31/2021

# WWCO-Pool Investments (170758)

Dated: 09/01/2021

[Return to Table of Contents](#)

## 09/12/2021 - 09/18/2021

Account	Transaction Type Group	Transaction Type	Identifier	Description	Post Date	Amount	Ending Cash Balance
WWCO-Pool Investments	Coupon/Dividend	Coupon	13607RAD2	CANADIAN IMPERIAL BANK OF COMMERCE	09/13/2021	35,000.00	35,000.00
WWCO-Pool Investments	Buy	Buy	56781RKQ9	MARIN CALIF CMNTY COLLEGE DIST	09/14/2021	-750,000.00	-715,000.00
WWCO-Pool Investments	Coupon/Dividend	Coupon	901561HT0	TWIN FALLS CNTY IDAHO SCH DIST NO 411	09/15/2021	7,500.00	-707,500.00
WWCO-Pool Investments	Coupon/Dividend	Coupon	901561HU7	TWIN FALLS CNTY IDAHO SCH DIST NO 411	09/15/2021	6,000.00	-701,500.00
<b>WWCO-Pool Investments</b>	<b>---</b>	<b>---</b>	<b>---</b>	<b>---</b>	<b>---</b>	<b>-701,500.00</b>	<b>-701,500.00</b>

## 09/26/2021 - 10/02/2021

Account	Transaction Type Group	Transaction Type	Identifier	Description	Post Date	Amount	Ending Cash Balance
WWCO-Pool Investments	Coupon/Dividend	Coupon	91282CBU4	UNITED STATES TREASURY	09/30/2021	1,250.00	-700,250.00
WWCO-Pool Investments	Coupon/Dividend	Coupon	882830AR3	TEXAS TRANSN COMMN	10/01/2021	3,350.00	-696,900.00
<b>WWCO-Pool Investments</b>	<b>Coupon/Dividend</b>	<b>Coupon</b>	<b>---</b>	<b>---</b>	<b>---</b>	<b>4,600.00</b>	<b>-696,900.00</b>

## 10/10/2021 - 10/16/2021

Account	Transaction Type Group	Transaction Type	Identifier	Description	Post Date	Amount	Ending Cash Balance
WWCO-Pool Investments	Coupon/Dividend	Coupon	3133ELU28	FEDERAL FARM CREDIT BANKS FUNDING CORP	10/14/2021	1,226.67	-695,673.33
<b>WWCO-Pool Investments</b>	<b>Coupon/Dividend</b>	<b>Coupon</b>	<b>3133ELU28</b>	<b>FEDERAL FARM CREDIT BANKS FUNDING CORP</b>	<b>10/14/2021</b>	<b>1,226.67</b>	<b>-695,673.33</b>

## 10/31/2021 - 11/06/2021

Account	Transaction Type Group	Transaction Type	Identifier	Description	Post Date	Amount	Ending Cash Balance
WWCO-Pool Investments	Coupon/Dividend	Coupon	13063CHA1	CALIFORNIA ST	11/01/2021	50,000.00	-645,673.33
WWCO-Pool Investments	Coupon/Dividend	Coupon	180848P23	CLARK CNTY NEV	11/01/2021	8,500.00	-637,173.33
WWCO-Pool Investments	Coupon/Dividend	Coupon	3133EMFR8	FEDERAL FARM CREDIT BANKS FUNDING CORP	11/03/2021	5,400.00	-631,773.33
<b>WWCO-Pool Investments</b>	<b>Coupon/Dividend</b>	<b>Coupon</b>	<b>---</b>	<b>---</b>	<b>---</b>	<b>63,900.00</b>	<b>-631,773.33</b>

## 11/07/2021 - 11/13/2021

Account	Transaction Type Group	Transaction Type	Identifier	Description	Post Date	Amount	Ending Cash Balance
WWCO-Pool Investments	Coupon/Dividend	Coupon	3137EAEZ8	FEDERAL HOME LOAN MORTGAGE CORP	11/08/2021	2,500.00	-629,273.33
<b>WWCO-Pool Investments</b>	<b>Coupon/Dividend</b>	<b>Coupon</b>	<b>3137EAEZ8</b>	<b>FEDERAL HOME LOAN MORTGAGE CORP</b>	<b>11/08/2021</b>	<b>2,500.00</b>	<b>-629,273.33</b>

## 11/14/2021 - 11/20/2021

Account	Transaction Type Group	Transaction Type	Identifier	Description	Post Date	Amount	Ending Cash Balance
WWCO-Pool Investments	Coupon/Dividend	Coupon	3135G06F5	FEDERAL NATIONAL MORTGAGE ASSOCIATION	11/16/2021	3,100.00	-626,173.33
WWCO-Pool Investments	Coupon/Dividend	Coupon	45950VPG5	INTERNATIONAL FINANCE CORPORATION	11/19/2021	4,250.00	-621,923.33
<b>WWCO-Pool Investments</b>	<b>Coupon/Dividend</b>	<b>Coupon</b>	<b>---</b>	<b>---</b>	<b>---</b>	<b>7,350.00</b>	<b>-621,923.33</b>

## 11/21/2021 - 11/27/2021

Account	Transaction Type Group	Transaction Type	Identifier	Description	Post Date	Amount	Ending Cash Balance
WWCO-Pool Investments	Coupon/Dividend	Coupon	459058DX8	INTERNATIONAL BANK FOR RECONSTRUCTION AND DEVELOPM	11/26/2021	25,000.00	-596,923.33
<b>WWCO-Pool Investments</b>	<b>Coupon/Dividend</b>	<b>Coupon</b>	<b>459058DX8</b>	<b>INTERNATIONAL BANK FOR RECONSTRUCTION AND DEVELOPM</b>	<b>11/26/2021</b>	<b>25,000.00</b>	<b>-596,923.33</b>



# GPA Cash Flow Report

Base Currency: USD As of 05/31/2021

# WWCO-Pool Investments (170758)

Dated: 09/01/2021

[Return to Table of Contents](#)

## 11/28/2021 - 12/04/2021

Account	Transaction Type Group	Transaction Type	Identifier	Description	Post Date	Amount	Ending Cash Balance
WWCO-Pool Investments	Redemption/Paydown	Final Maturity	30229AYV5	Exxon Mobil Corporation	11/29/2021	3,000,000.00	2,403,076.67
WWCO-Pool Investments	Coupon/Dividend	Coupon	3130AABG2	FEDERAL HOME LOAN BANKS	11/29/2021	23,437.50	2,426,514.17
WWCO-Pool Investments	Redemption/Paydown	Final Maturity	3130AABG2	FEDERAL HOME LOAN BANKS	11/29/2021	2,500,000.00	4,926,514.17
WWCO-Pool Investments	Coupon/Dividend	Coupon	3135G06H1	FEDERAL NATIONAL MORTGAGE ASSOCIATION	11/29/2021	1,875.00	4,928,389.17
WWCO-Pool Investments	Coupon/Dividend	Coupon	912828M80	UNITED STATES TREASURY	11/30/2021	20,000.00	4,948,389.17
WWCO-Pool Investments	Coupon/Dividend	Coupon	912828YV6	UNITED STATES TREASURY	11/30/2021	15,000.00	4,963,389.17
WWCO-Pool Investments	Coupon/Dividend	Coupon	13063CJR2	CALIFORNIA ST	12/01/2021	50,000.00	5,013,389.17
WWCO-Pool Investments	Coupon/Dividend	Coupon	495260L82	KING CNTY WASH SCH DIST NO 414 LAKE WASHINGTON	12/01/2021	33,100.00	5,046,489.17
WWCO-Pool Investments	Coupon/Dividend	Coupon	495260L90	KING CNTY WASH SCH DIST NO 414 LAKE WASHINGTON	12/01/2021	38,000.00	5,084,489.17
WWCO-Pool Investments	Coupon/Dividend	Coupon	68609TVK1	OREGON ST	12/01/2021	327.50	5,084,816.67
WWCO-Pool Investments	Coupon/Dividend	Coupon	720424D31	PIERCE CNTY WASH SCH DIST NO 010 TACOMA	12/01/2021	1,890.22	5,086,706.89
WWCO-Pool Investments	Redemption/Paydown	Final Maturity	720424D31	PIERCE CNTY WASH SCH DIST NO 010 TACOMA	12/01/2021	1,355,000.00	6,441,706.89
WWCO-Pool Investments	Coupon/Dividend	Coupon	720577XP5	PIERCE CNTY WASH SCH DIST NO 401 PENINSULA	12/01/2021	12,500.00	6,454,206.89
WWCO-Pool Investments	Coupon/Dividend	Coupon	720577XQ3	PIERCE CNTY WASH SCH DIST NO 401 PENINSULA	12/01/2021	6,250.00	6,460,456.89
WWCO-Pool Investments	Coupon/Dividend	Coupon	720611YM8	PIERCE CNTY WASH SCH DIST NO 403 BETHEL	12/01/2021	15,000.00	6,475,456.89
WWCO-Pool Investments	Coupon/Dividend	Coupon	736688LG5	PORTLAND ORE CMNTY COLLEGE DIST	12/01/2021	10,500.00	6,485,956.89
WWCO-Pool Investments	Coupon/Dividend	Coupon	91523NMU7	UNIVERSITY WASH UNIV REVS IAM COML PAPER NTS 3/A2	12/01/2021	6,155.00	6,492,111.89
<b>WWCO-Pool Investments</b>	---	---	---	---	---	<b>7,089,035.22</b>	<b>6,492,111.89</b>

## 12/05/2021 - 12/11/2021

Account	Transaction Type Group	Transaction Type	Identifier	Description	Post Date	Amount	Ending Cash Balance
WWCO-Pool Investments	Coupon/Dividend	Coupon	3133ELH80	FEDERAL FARM CREDIT BANKS FUNDING CORP	12/10/2021	6,800.00	6,498,911.89
<b>WWCO-Pool Investments</b>	<b>Coupon/Dividend</b>	<b>Coupon</b>	<b>3133ELH80</b>	<b>FEDERAL FARM CREDIT BANKS FUNDING CORP</b>	<b>12/10/2021</b>	<b>6,800.00</b>	<b>6,498,911.89</b>

## 12/12/2021 - 12/18/2021

Account	Transaction Type Group	Transaction Type	Identifier	Description	Post Date	Amount	Ending Cash Balance
WWCO-Pool Investments	Coupon/Dividend	Coupon	89114QCG1	TORONTO-DOMINION BANK	12/13/2021	11,250.00	6,510,161.89
WWCO-Pool Investments	Coupon/Dividend	Coupon	179093KN8	CLACKAMAS CNTY ORE SCH DIST NO 12 NORTH CLACKAMAS	12/15/2021	1,705.00	6,511,866.89
WWCO-Pool Investments	Coupon/Dividend	Coupon	179093KQ1	CLACKAMAS CNTY ORE SCH DIST NO 12 NORTH CLACKAMAS	12/15/2021	1,532.50	6,513,399.39
WWCO-Pool Investments	Coupon/Dividend	Coupon	179093KR9	CLACKAMAS CNTY ORE SCH DIST NO 12 NORTH CLACKAMAS	12/15/2021	5,347.50	6,518,746.89
WWCO-Pool Investments	Coupon/Dividend	Coupon	179198JF4	CLACKAMAS CNTY ORE SCH DIST NO 086	12/15/2021	4,150.00	6,522,896.89
WWCO-Pool Investments	Coupon/Dividend	Coupon	515182EF6	LANE CMNTY COLLEGE ORE	12/15/2021	523.00	6,523,419.89
WWCO-Pool Investments	Coupon/Dividend	Coupon	515182EG4	LANE CMNTY COLLEGE ORE	12/15/2021	797.50	6,524,217.39
WWCO-Pool Investments	Coupon/Dividend	Coupon	515182EH2	LANE CMNTY COLLEGE ORE	12/15/2021	1,522.95	6,525,740.34
WWCO-Pool Investments	Coupon/Dividend	Coupon	515182EJ8	LANE CMNTY COLLEGE ORE	12/15/2021	2,127.50	6,527,867.84
WWCO-Pool Investments	Coupon/Dividend	Coupon	515300TF8	LANE CNTY ORE SCH DIST NO 4 J EUGENE	12/15/2021	7,000.00	6,534,867.84
WWCO-Pool Investments	Coupon/Dividend	Coupon	625506QP8	MULTNOMAH CNTY ORE	12/15/2021	14,177.78	6,549,045.62



# GPA Cash Flow Report

Base Currency: USD As of 05/31/2021

# WWCO-Pool Investments (170758)

Dated: 09/01/2021

[Return to Table of Contents](#)

Account	Transaction Type Group	Transaction Type	Identifier	Description	Post Date	Amount	Ending Cash Balance
WWCO-Pool Investments	Coupon/Dividend	Coupon	938429V46	WASHINGTON CNTY ORE SCH DIST NO 48J BEAVERTON	12/15/2021	2,845.00	6,551,890.62
WWCO-Pool Investments	Coupon/Dividend	Coupon	938429V53	WASHINGTON CNTY ORE SCH DIST NO 48J BEAVERTON	12/15/2021	3,810.00	6,555,700.62
WWCO-Pool Investments	Coupon/Dividend	Coupon	938429V61	WASHINGTON CNTY ORE SCH DIST NO 48J BEAVERTON	12/15/2021	4,560.00	6,560,260.62
WWCO-Pool Investments	Coupon/Dividend	Coupon	3133ELK37	FEDERAL FARM CREDIT BANKS FUNDING CORP	12/16/2021	7,800.00	6,568,060.62
<b>WWCO-Pool Investments</b>	<b>Coupon/Dividend</b>	<b>Coupon</b>	<b>---</b>	<b>---</b>	<b>---</b>	<b>69,148.73</b>	<b>6,568,060.62</b>

## 01/02/2022 - 01/08/2022

Account	Transaction Type Group	Transaction Type	Identifier	Description	Post Date	Amount	Ending Cash Balance
WWCO-Pool Investments	Coupon/Dividend	Coupon	9397203G1	WASHINGTON ST CTFS PARTN	01/03/2022	3,162.50	6,571,223.12
WWCO-Pool Investments	Coupon/Dividend	Coupon	9397203H9	WASHINGTON ST CTFS PARTN	01/03/2022	1,980.00	6,573,203.12
WWCO-Pool Investments	Coupon/Dividend	Coupon	93974EHJ8	WASHINGTON ST	01/03/2022	25,000.00	6,598,203.12
<b>WWCO-Pool Investments</b>	<b>Coupon/Dividend</b>	<b>Coupon</b>	<b>---</b>	<b>---</b>	<b>01/03/2022</b>	<b>30,142.50</b>	<b>6,598,203.12</b>

## 01/09/2022 - 01/15/2022

Account	Transaction Type Group	Transaction Type	Identifier	Description	Post Date	Amount	Ending Cash Balance
WWCO-Pool Investments	Coupon/Dividend	Coupon	3133EMMN9	FEDERAL FARM CREDIT BANKS FUNDING CORP	01/11/2022	1,900.00	6,600,103.12
WWCO-Pool Investments	Coupon/Dividend	Coupon	3133ELU28	FEDERAL FARM CREDIT BANKS FUNDING CORP	01/14/2022	1,200.00	6,601,303.12
<b>WWCO-Pool Investments</b>	<b>Coupon/Dividend</b>	<b>Coupon</b>	<b>---</b>	<b>FEDERAL FARM CREDIT BANKS FUNDING CORP</b>	<b>---</b>	<b>3,100.00</b>	<b>6,601,303.12</b>

## 01/16/2022 - 01/22/2022

Account	Transaction Type Group	Transaction Type	Identifier	Description	Post Date	Amount	Ending Cash Balance
WWCO-Pool Investments	Coupon/Dividend	Coupon	912828ZY9	UNITED STATES TREASURY	01/18/2022	1,875.00	6,603,178.12
<b>WWCO-Pool Investments</b>	<b>Coupon/Dividend</b>	<b>Coupon</b>	<b>912828ZY9</b>	<b>UNITED STATES TREASURY</b>	<b>01/18/2022</b>	<b>1,875.00</b>	<b>6,603,178.12</b>

## 01/23/2022 - 01/29/2022

Account	Transaction Type Group	Transaction Type	Identifier	Description	Post Date	Amount	Ending Cash Balance
WWCO-Pool Investments	Coupon/Dividend	Coupon	459058FY4	INTERNATIONAL BANK FOR RECONSTRUCTION AND DEVELOPM	01/26/2022	30,000.00	6,633,178.12
WWCO-Pool Investments	Redemption/Paydown	Final Maturity	459058FY4	INTERNATIONAL BANK FOR RECONSTRUCTION AND DEVELOPM	01/26/2022	3,000,000.00	9,633,178.12
<b>WWCO-Pool Investments</b>	<b>---</b>	<b>---</b>	<b>459058FY4</b>	<b>INTERNATIONAL BANK FOR RECONSTRUCTION AND DEVELOPM</b>	<b>01/26/2022</b>	<b>3,030,000.00</b>	<b>9,633,178.12</b>

## 01/30/2022 - 02/05/2022

Account	Transaction Type Group	Transaction Type	Identifier	Description	Post Date	Amount	Ending Cash Balance
WWCO-Pool Investments	Coupon/Dividend	Coupon	06406RAE7	BANK OF NEW YORK MELLON CORP	01/31/2022	29,500.00	9,662,678.12
WWCO-Pool Investments	Coupon/Dividend	Coupon	56781RKQ9	MARIN CALIF CMNTY COLLEGE DIST	02/01/2022	502.33	9,663,180.45
WWCO-Pool Investments	Coupon/Dividend	Coupon	981306C50	WORCESTER MASS	02/01/2022	24,333.33	9,687,513.79
WWCO-Pool Investments	Redemption/Paydown	Final Maturity	981306C50	WORCESTER MASS	02/01/2022	2,000,000.00	11,687,513.79
<b>WWCO-Pool Investments</b>	<b>---</b>	<b>---</b>	<b>---</b>	<b>---</b>	<b>---</b>	<b>2,054,335.67</b>	<b>11,687,513.79</b>



# GPA Cash Flow Report

Base Currency: USD As of 05/31/2021

[Return to Table of Contents](#)

# WWCO-Pool Investments (170758)

Dated: 09/01/2021

## 02/06/2022 - 02/12/2022

Account	Transaction Type Group	Transaction Type	Identifier	Description	Post Date	Amount	Ending Cash Balance
WWCO-Pool Investments	Coupon/Dividend	Coupon	166756AJ5	CHEVRON USA INC	02/11/2022	4,260.00	11,691,773.79
<b>WWCO-Pool Investments</b>	<b>Coupon/Dividend</b>	<b>Coupon</b>	<b>166756AJ5</b>	<b>CHEVRON USA INC</b>	<b>02/11/2022</b>	<b>4,260.00</b>	<b>11,691,773.79</b>

## 02/13/2022 - 02/19/2022

Account	Transaction Type Group	Transaction Type	Identifier	Description	Post Date	Amount	Ending Cash Balance
WWCO-Pool Investments	Coupon/Dividend	Coupon	94988J5R4	WELLS FARGO BANK NA	02/14/2022	24,406.25	11,716,180.04
WWCO-Pool Investments	Coupon/Dividend	Coupon	005158XL9	ADA & CANYON CNTYS IDAHO JT SCH DIST NO 2 MERIDIAN	02/15/2022	33,055.56	11,749,235.59
<b>WWCO-Pool Investments</b>	<b>Coupon/Dividend</b>	<b>Coupon</b>	<b>---</b>	<b>---</b>	<b>---</b>	<b>57,461.81</b>	<b>11,749,235.59</b>

## 02/20/2022 - 02/26/2022

Account	Transaction Type Group	Transaction Type	Identifier	Description	Post Date	Amount	Ending Cash Balance
WWCO-Pool Investments	Coupon/Dividend	Coupon	3132X0PX3	FEDERAL AGRICULTURAL MORTGAGE CORP	02/23/2022	21,000.00	11,770,235.59
WWCO-Pool Investments	Redemption/Paydown	Final Maturity	3132X0PX3	FEDERAL AGRICULTURAL MORTGAGE CORP	02/23/2022	2,000,000.00	13,770,235.59
WWCO-Pool Investments	Coupon/Dividend	Coupon	3133EL4T8	FEDERAL FARM CREDIT BANKS FUNDING CORP	02/24/2022	1,500.00	13,771,735.59
WWCO-Pool Investments	Redemption/Paydown	Final Maturity	3133EL4T8	FEDERAL FARM CREDIT BANKS FUNDING CORP	02/24/2022	2,000,000.00	15,771,735.59
<b>WWCO-Pool Investments</b>	<b>---</b>	<b>---</b>	<b>---</b>	<b>---</b>	<b>---</b>	<b>4,022,500.00</b>	<b>15,771,735.59</b>

## 02/27/2022 - 03/05/2022

Account	Transaction Type Group	Transaction Type	Identifier	Description	Post Date	Amount	Ending Cash Balance
WWCO-Pool Investments	Coupon/Dividend	Coupon	3133EMRZ7	FEDERAL FARM CREDIT BANKS FUNDING CORP	02/28/2022	2,500.00	15,774,235.59
WWCO-Pool Investments	Coupon/Dividend	Coupon	912828P79	UNITED STATES TREASURY	02/28/2022	15,000.00	15,789,235.59
WWCO-Pool Investments	Coupon/Dividend	Coupon	912828YE4	UNITED STATES TREASURY	02/28/2022	12,500.00	15,801,735.59
<b>WWCO-Pool Investments</b>	<b>Coupon/Dividend</b>	<b>Coupon</b>	<b>---</b>	<b>---</b>	<b>02/28/2022</b>	<b>30,000.00</b>	<b>15,801,735.59</b>

## 03/13/2022 - 03/19/2022

Account	Transaction Type Group	Transaction Type	Identifier	Description	Post Date	Amount	Ending Cash Balance
WWCO-Pool Investments	Coupon/Dividend	Coupon	13607RAD2	CANADIAN IMPERIAL BANK OF COMMERCE	03/14/2022	35,000.00	15,836,735.59
WWCO-Pool Investments	Coupon/Dividend	Coupon	901561HT0	TWIN FALLS CNTY IDAHO SCH DIST NO 411	03/15/2022	7,500.00	15,844,235.59
WWCO-Pool Investments	Coupon/Dividend	Coupon	901561HU7	TWIN FALLS CNTY IDAHO SCH DIST NO 411	03/15/2022	6,000.00	15,850,235.59
<b>WWCO-Pool Investments</b>	<b>Coupon/Dividend</b>	<b>Coupon</b>	<b>---</b>	<b>---</b>	<b>---</b>	<b>48,500.00</b>	<b>15,850,235.59</b>

## 03/27/2022 - 04/02/2022

Account	Transaction Type Group	Transaction Type	Identifier	Description	Post Date	Amount	Ending Cash Balance
WWCO-Pool Investments	Coupon/Dividend	Coupon	91282CBU4	UNITED STATES TREASURY	03/31/2022	1,250.00	15,851,485.59
WWCO-Pool Investments	Coupon/Dividend	Coupon	882830AR3	TEXAS TRANSN COMMN	04/01/2022	3,350.00	15,854,835.59
<b>WWCO-Pool Investments</b>	<b>Coupon/Dividend</b>	<b>Coupon</b>	<b>---</b>	<b>---</b>	<b>---</b>	<b>4,600.00</b>	<b>15,854,835.59</b>

## 04/10/2022 - 04/16/2022



# GPA Cash Flow Report

Base Currency: USD As of 05/31/2021

# WWCO-Pool Investments (170758)

Dated: 09/01/2021

[Return to Table of Contents](#)

Account	Transaction Type Group	Transaction Type	Identifier	Description	Post Date	Amount	Ending Cash Balance
WWCO-Pool Investments	Coupon/Dividend	Coupon	3133ELU28	FEDERAL FARM CREDIT BANKS FUNDING CORP	04/14/2022	1,200.00	15,856,035.59
<b>WWCO-Pool Investments</b>	<b>Coupon/Dividend</b>	<b>Coupon</b>	<b>3133ELU28</b>	<b>FEDERAL FARM CREDIT BANKS FUNDING CORP</b>	<b>04/14/2022</b>	<b>1,200.00</b>	<b>15,856,035.59</b>

## 05/01/2022 - 05/07/2022

Account	Transaction Type Group	Transaction Type	Identifier	Description	Post Date	Amount	Ending Cash Balance
WWCO-Pool Investments	Coupon/Dividend	Coupon	13063CHA1	CALIFORNIA ST	05/02/2022	50,000.00	15,906,035.59
WWCO-Pool Investments	Coupon/Dividend	Coupon	180848P23	CLARK CNTY NEV	05/02/2022	8,500.00	15,914,535.59
WWCO-Pool Investments	Coupon/Dividend	Coupon	3133EMFR8	FEDERAL FARM CREDIT BANKS FUNDING CORP	05/03/2022	5,400.00	15,919,935.59
WWCO-Pool Investments	Coupon/Dividend	Coupon	3137EAEZ8	FEDERAL HOME LOAN MORTGAGE CORP	05/06/2022	2,500.00	15,922,435.59
<b>WWCO-Pool Investments</b>	<b>Coupon/Dividend</b>	<b>Coupon</b>	<b>---</b>	<b>---</b>	<b>---</b>	<b>66,400.00</b>	<b>15,922,435.59</b>

## 05/15/2022 - 05/21/2022

Account	Transaction Type Group	Transaction Type	Identifier	Description	Post Date	Amount	Ending Cash Balance
WWCO-Pool Investments	Coupon/Dividend	Coupon	3135G06F5	FEDERAL NATIONAL MORTGAGE ASSOCIATION	05/16/2022	3,100.00	15,925,535.59
WWCO-Pool Investments	Coupon/Dividend	Coupon	45950VPG5	INTERNATIONAL FINANCE CORPORATION	05/19/2022	4,250.00	15,929,785.59
<b>WWCO-Pool Investments</b>	<b>Coupon/Dividend</b>	<b>Coupon</b>	<b>---</b>	<b>---</b>	<b>---</b>	<b>7,350.00</b>	<b>15,929,785.59</b>

## 05/22/2022 - 05/28/2022

Account	Transaction Type Group	Transaction Type	Identifier	Description	Post Date	Amount	Ending Cash Balance
WWCO-Pool Investments	Coupon/Dividend	Coupon	459058DX8	INTERNATIONAL BANK FOR RECONSTRUCTION AND DEVELOPM	05/25/2022	25,000.00	15,954,785.59
WWCO-Pool Investments	Coupon/Dividend	Coupon	3135G06H1	FEDERAL NATIONAL MORTGAGE ASSOCIATION	05/27/2022	1,875.00	15,956,660.59
<b>WWCO-Pool Investments</b>	<b>Coupon/Dividend</b>	<b>Coupon</b>	<b>---</b>	<b>---</b>	<b>---</b>	<b>26,875.00</b>	<b>15,956,660.59</b>

## 05/29/2022 - 06/04/2022

Account	Transaction Type Group	Transaction Type	Identifier	Description	Post Date	Amount	Ending Cash Balance
WWCO-Pool Investments	Coupon/Dividend	Coupon	912828M80	UNITED STATES TREASURY	05/31/2022	20,000.00	15,976,660.59
WWCO-Pool Investments	Coupon/Dividend	Coupon	912828YV6	UNITED STATES TREASURY	05/31/2022	15,000.00	15,991,660.59
WWCO-Pool Investments	Coupon/Dividend	Coupon	13063CJR2	CALIFORNIA ST	06/01/2022	50,000.00	16,041,660.59
WWCO-Pool Investments	Coupon/Dividend	Coupon	495260L82	KING CNTY WASH SCH DIST NO 414 LAKE WASHINGTON	06/01/2022	33,100.00	16,074,760.59
WWCO-Pool Investments	Coupon/Dividend	Coupon	495260L90	KING CNTY WASH SCH DIST NO 414 LAKE WASHINGTON	06/01/2022	38,000.00	16,112,760.59
WWCO-Pool Investments	Coupon/Dividend	Coupon	68609TVK1	OREGON ST	06/01/2022	327.50	16,113,088.09
WWCO-Pool Investments	Coupon/Dividend	Coupon	720577XP5	PIERCE CNTY WASH SCH DIST NO 401 PENINSULA	06/01/2022	12,500.00	16,125,588.09
WWCO-Pool Investments	Coupon/Dividend	Coupon	720577XQ3	PIERCE CNTY WASH SCH DIST NO 401 PENINSULA	06/01/2022	6,250.00	16,131,838.09
WWCO-Pool Investments	Coupon/Dividend	Coupon	720611YM8	PIERCE CNTY WASH SCH DIST NO 403 BETHEL	06/01/2022	15,000.00	16,146,838.09
WWCO-Pool Investments	Coupon/Dividend	Coupon	736688LG5	PORTLAND ORE CMNTY COLLEGE DIST	06/01/2022	10,500.00	16,157,338.09
WWCO-Pool Investments	Coupon/Dividend	Coupon	91523NMU7	UNIVERSITY WASH UNIV REVS IAM COML PAPER NTS 3/A2	06/01/2022	6,155.00	16,163,493.09
<b>WWCO-Pool Investments</b>	<b>Coupon/Dividend</b>	<b>Coupon</b>	<b>---</b>	<b>---</b>	<b>---</b>	<b>206,832.50</b>	<b>16,163,493.09</b>



# GPA Cash Flow Report

Base Currency: USD As of 05/31/2021

# WWCO-Pool Investments (170758)

Dated: 09/01/2021

[Return to Table of Contents](#)

## 06/05/2022 - 06/11/2022

Account	Transaction Type Group	Transaction Type	Identifier	Description	Post Date	Amount	Ending Cash Balance
WWCO-Pool Investments	Coupon/Dividend	Coupon	244487CB8	DEERFIELD MASS	06/08/2022	28,250.00	16,191,743.09
WWCO-Pool Investments	Redemption/Paydown	Final Maturity	244487CB8	DEERFIELD MASS	06/08/2022	2,000,000.00	18,191,743.09
WWCO-Pool Investments	Coupon/Dividend	Coupon	3133ELH80	FEDERAL FARM CREDIT BANKS FUNDING CORP	06/10/2022	6,800.00	18,198,543.09
<b>WWCO-Pool Investments</b>	---	---	---	---	---	<b>2,035,050.00</b>	<b>18,198,543.09</b>

## 06/12/2022 - 06/18/2022

Account	Transaction Type Group	Transaction Type	Identifier	Description	Post Date	Amount	Ending Cash Balance
WWCO-Pool Investments	Coupon/Dividend	Coupon	89114QCG1	TORONTO-DOMINION BANK	06/13/2022	11,250.00	18,209,793.09
WWCO-Pool Investments	Coupon/Dividend	Coupon	179093KN8	CLACKAMAS CNTY ORE SCH DIST NO 12 NORTH CLACKAMAS	06/15/2022	1,705.00	18,211,498.09
WWCO-Pool Investments	Redemption/Paydown	Final Maturity	179093KN8	CLACKAMAS CNTY ORE SCH DIST NO 12 NORTH CLACKAMAS	06/15/2022	1,000,000.00	19,211,498.09
WWCO-Pool Investments	Coupon/Dividend	Coupon	179093KQ1	CLACKAMAS CNTY ORE SCH DIST NO 12 NORTH CLACKAMAS	06/15/2022	1,532.50	19,213,030.59
WWCO-Pool Investments	Coupon/Dividend	Coupon	179093KR9	CLACKAMAS CNTY ORE SCH DIST NO 12 NORTH CLACKAMAS	06/15/2022	5,347.50	19,218,378.09
WWCO-Pool Investments	Coupon/Dividend	Coupon	179198JF4	CLACKAMAS CNTY ORE SCH DIST NO 086	06/15/2022	4,150.00	19,222,528.09
WWCO-Pool Investments	Coupon/Dividend	Coupon	515182EF6	LANE CMNTY COLLEGE ORE	06/15/2022	523.00	19,223,051.09
WWCO-Pool Investments	Redemption/Paydown	Final Maturity	515182EF6	LANE CMNTY COLLEGE ORE	06/15/2022	200,000.00	19,423,051.09
WWCO-Pool Investments	Coupon/Dividend	Coupon	515182EG4	LANE CMNTY COLLEGE ORE	06/15/2022	797.50	19,423,848.59
WWCO-Pool Investments	Coupon/Dividend	Coupon	515182EH2	LANE CMNTY COLLEGE ORE	06/15/2022	1,522.95	19,425,371.54
WWCO-Pool Investments	Coupon/Dividend	Coupon	515182EJ8	LANE CMNTY COLLEGE ORE	06/15/2022	2,127.50	19,427,499.04
WWCO-Pool Investments	Coupon/Dividend	Coupon	515300TF8	LANE CNTY ORE SCH DIST NO 4 J EUGENE	06/15/2022	7,000.00	19,434,499.04
WWCO-Pool Investments	Coupon/Dividend	Coupon	625506QP8	MULTNOMAH CNTY ORE	06/15/2022	8,000.00	19,442,499.04
WWCO-Pool Investments	Coupon/Dividend	Coupon	938429V46	WASHINGTON CNTY ORE SCH DIST NO 48J BEAVERTON	06/15/2022	2,845.00	19,445,344.04
WWCO-Pool Investments	Coupon/Dividend	Coupon	938429V53	WASHINGTON CNTY ORE SCH DIST NO 48J BEAVERTON	06/15/2022	3,810.00	19,449,154.04
WWCO-Pool Investments	Coupon/Dividend	Coupon	938429V61	WASHINGTON CNTY ORE SCH DIST NO 48J BEAVERTON	06/15/2022	4,560.00	19,453,714.04
WWCO-Pool Investments	Coupon/Dividend	Coupon	3133ELK37	FEDERAL FARM CREDIT BANKS FUNDING CORP	06/16/2022	7,800.00	19,461,514.04
<b>WWCO-Pool Investments</b>	---	---	---	---	---	<b>1,262,970.95</b>	<b>19,461,514.04</b>

## 06/26/2022 - 07/02/2022

Account	Transaction Type Group	Transaction Type	Identifier	Description	Post Date	Amount	Ending Cash Balance
WWCO-Pool Investments	Coupon/Dividend	Coupon	9397203G1	WASHINGTON ST CTFS PARTN	07/01/2022	3,162.50	19,464,676.54
WWCO-Pool Investments	Coupon/Dividend	Coupon	9397203H9	WASHINGTON ST CTFS PARTN	07/01/2022	1,980.00	19,466,656.54
WWCO-Pool Investments	Coupon/Dividend	Coupon	93974EHJ8	WASHINGTON ST	07/01/2022	25,000.00	19,491,656.54
<b>WWCO-Pool Investments</b>	<b>Coupon/Dividend</b>	<b>Coupon</b>	---	---	<b>07/01/2022</b>	<b>30,142.50</b>	<b>19,491,656.54</b>

## 07/10/2022 - 07/16/2022

Account	Transaction Type Group	Transaction Type	Identifier	Description	Post Date	Amount	Ending Cash Balance
WWCO-Pool Investments	Coupon/Dividend	Coupon	3133EMMN9	FEDERAL FARM CREDIT BANKS FUNDING CORP	07/11/2022	1,900.00	19,493,556.54
WWCO-Pool Investments	Coupon/Dividend	Coupon	3133ELU28	FEDERAL FARM CREDIT BANKS FUNDING CORP	07/14/2022	1,200.00	19,494,756.54
WWCO-Pool Investments	Redemption/Paydown	Final Maturity	3133ELU28	FEDERAL FARM CREDIT BANKS FUNDING CORP	07/14/2022	2,000,000.00	21,494,756.54



# GPA Cash Flow Report

Base Currency: USD As of 05/31/2021

[Return to Table of Contents](#)

# WWCO-Pool Investments (170758)

Dated: 09/01/2021

Account	Transaction Type Group	Transaction Type	Identifier	Description	Post Date	Amount	Ending Cash Balance
WWCO-Pool Investments	Coupon/Dividend	Coupon	912828ZY9	UNITED STATES TREASURY	07/15/2022	1,875.00	21,496,631.54
<b>WWCO-Pool Investments</b>	<b>---</b>	<b>---</b>	<b>---</b>	<b>---</b>	<b>---</b>	<b>2,004,975.00</b>	<b>21,496,631.54</b>

## 07/24/2022 - 07/30/2022

Account	Transaction Type Group	Transaction Type	Identifier	Description	Post Date	Amount	Ending Cash Balance
WWCO-Pool Investments	Coupon/Dividend	Coupon	06406RAE7	BANK OF NEW YORK MELLON CORP	07/29/2022	29,500.00	21,526,131.54
<b>WWCO-Pool Investments</b>	<b>Coupon/Dividend</b>	<b>Coupon</b>	<b>06406RAE7</b>	<b>BANK OF NEW YORK MELLON CORP</b>	<b>07/29/2022</b>	<b>29,500.00</b>	<b>21,526,131.54</b>

## 07/31/2022 - 08/06/2022

Account	Transaction Type Group	Transaction Type	Identifier	Description	Post Date	Amount	Ending Cash Balance
WWCO-Pool Investments	Coupon/Dividend	Coupon	56781RKQ9	MARIN CALIF CMNTY COLLEGE DIST	08/01/2022	660.00	21,526,791.54
WWCO-Pool Investments	Redemption/Paydown	Final Maturity	56781RKQ9	MARIN CALIF CMNTY COLLEGE DIST	08/01/2022	750,000.00	22,276,791.54
<b>WWCO-Pool Investments</b>	<b>---</b>	<b>---</b>	<b>56781RKQ9</b>	<b>MARIN CALIF CMNTY COLLEGE DIST</b>	<b>08/01/2022</b>	<b>750,660.00</b>	<b>22,276,791.54</b>

## 08/07/2022 - 08/13/2022

Account	Transaction Type Group	Transaction Type	Identifier	Description	Post Date	Amount	Ending Cash Balance
WWCO-Pool Investments	Coupon/Dividend	Coupon	166756AJ5	CHEVRON USA INC	08/11/2022	4,260.00	22,281,051.54
<b>WWCO-Pool Investments</b>	<b>Coupon/Dividend</b>	<b>Coupon</b>	<b>166756AJ5</b>	<b>CHEVRON USA INC</b>	<b>08/11/2022</b>	<b>4,260.00</b>	<b>22,281,051.54</b>

## 08/14/2022 - 08/20/2022

Account	Transaction Type Group	Transaction Type	Identifier	Description	Post Date	Amount	Ending Cash Balance
WWCO-Pool Investments	Coupon/Dividend	Coupon	005158XL9	ADA & CANYON CNTYS IDAHO JT SCH DIST NO 2 MERIDIAN	08/15/2022	25,000.00	22,306,051.54
WWCO-Pool Investments	Coupon/Dividend	Coupon	94988J5R4	WELLS FARGO BANK NA	08/15/2022	24,406.25	22,330,457.79
<b>WWCO-Pool Investments</b>	<b>Coupon/Dividend</b>	<b>Coupon</b>	<b>---</b>	<b>---</b>	<b>08/15/2022</b>	<b>49,406.25</b>	<b>22,330,457.79</b>

## 08/21/2022 - 08/27/2022

Account	Transaction Type Group	Transaction Type	Identifier	Description	Post Date	Amount	Ending Cash Balance
WWCO-Pool Investments	Coupon/Dividend	Coupon	3133EMRZ7	FEDERAL FARM CREDIT BANKS FUNDING CORP	08/26/2022	2,500.00	22,332,957.79
<b>WWCO-Pool Investments</b>	<b>Coupon/Dividend</b>	<b>Coupon</b>	<b>3133EMRZ7</b>	<b>FEDERAL FARM CREDIT BANKS FUNDING CORP</b>	<b>08/26/2022</b>	<b>2,500.00</b>	<b>22,332,957.79</b>

## Summary

Account	Transaction Type Group	Transaction Type	Identifier	Description	Post Date	Amount	Ending Cash Balance
<b>WWCO-Pool Investments</b>	<b>---</b>	<b>---</b>	<b>---</b>	<b>---</b>	<b>---</b>	<b>22,332,957.79</b>	<b>22,332,957.79</b>

\* Grouped by: Date Groups.

\* This cash flow forecast is a pro forma report. These projected cash flows are based upon portfolio holdings as of the selected date. This tool is intended to aid clients in budgeting, but this data is highly subject to change. The projections in this report do not include any reinvestment assumptions.